

ECODESIGN INFORMATION DATASHEET FOR LOW TEMPERATURE SPACE HEATER
Information requirements of regulation: (EU) 813/2013

Model	EAC1-28CH-2IP3E
Air-to-Water heat pump	Yes
Water-to-Water heat pump	No
Brine-to-Water heat pump	No
Low-temperature heat pump	Yes
Equipped with supplementary heater	No
Heat pump combination heater	No

Parameters declared for average climate conditions in accordance with EN 14511:2018 and EN 14825:2018

Rated heat output(*)	Prated	kW	29
Seasonal Space Heating Energy Efficiency	$\eta_{s,h}$	%	140

Declared capacity (Pdh) and coefficient of performance (COPd) for heating for part load at indoor temperature 20 °C and outdoor temperature Tj

Tj = -7 °C	Pdh	kW	23,7
	COPd		3,13
Tj = 2 °C	Pdh	kW	28,7
	COPd		4,14
Tj = 7 °C	Pdh	kW	16,6
	COPd		4,19
Tj = 12 °C	Pdh	kW	18,7
	COPd		3,83
Tj = Operation limit temperature - air-to-water heat pumps: Tj = -15 °C (if TOL < -20 °C)	Pdh	kW	19,6
	COPd		2,56
Tj = Bivalent temperature	Pdh	kW	24,2
	COPd		3,26
Bivalent temperature	Tbiv	°C	-6
Operation limit temperature	TOL		-25
Cycling interval	Pcyc	kW	-
	COPcyc		-
Degradation co-efficient	Cdh		0,9
Heating water operating limit temperature	WTOL	°C	55

Power consumption in modes other than active mode

Off mode	P _{OFF}		0,00
Thermostat off-mode	P _{TO}		0,09
Standby mode	P _{SB}		0,09
Crankcase heater mode	P _{CK}		0,00

Supplementary heater

Rated heat output	P _{sup}	kW	6,5
Type of energy input			Electrical

Other items

Capacity control			Fixed
Sound power level, indoors/ outdoors	L _{WA}	dB	-/83,4
Emissions of nitrogen oxides	NO _x	mg/kWh	0
Rated air flow rate, outdoors	-	m ³ /h	21 966
Rated brine or water flow rate, outdoor heat exchanger	-	m ³ /h	0

*For heat pump space heaters and heat pump combination heaters, the rated heat output Prated is equal to the design load for heating Pdesignh, and the rated heat output of a supplementary heater Psup is equal to the supplementary capacity for heating sup(Tj).

Contact details

ALPENTA s.r.o., Piletická 486, Hradec Králové, Česká republika, www.alpenta.com

ECODESIGN INFORMATION DATASHEET FOR LOW TEMPERATURE SPACE HEATER
Additional Information requirements of regulation: (EU) 811/2013

Supplier's model identifier	EAC1-28CH-2IP3E
-----------------------------	------------------------


Average climate conditions			
Seasonal space heating energy efficiency class	A+		
Rated heat output, including any supplementary heater	kW	29	
Seasonal space heating energy efficiency	%	140	
Annual energy consumption	kWh	16 485	

Colder climate conditions			
Rated heat output, including any supplementary heater	kW	24	
Seasonal space heating energy efficiency	%	123	
Annual energy consumption	kWh	18 541	

Warmer climate conditions			
Rated heat output, including any supplementary heater	kW	29	
Seasonal space heating energy efficiency	%	166	
Annual energy consumption	kWh	9 090	

Any specific precautions that shall be taken when the space heater is assembled, installed or maintained	Follow Installation and operating instruction delivered with the unit.
--	--

Contact details
ALPENTA s.r.o., Piletická 486, Hradec Králové, Česká republika, www.alpenta.com




ENERG

енергия · ενέργεια


Y
IJA

IE
IA





ALPENTA

EAC1-28CH-2IP3E




35 °C





dB




83 dB

29 kW

24 kW

29 kW



2019
811/2013

Contact details
 ALPENTA s.r.o., Piletická 486, Hradec Králové, Česká republika, www.alpenta.com

ECODESIGN INFORMATION DATASHEET FOR LOW TEMPERATURE SPACE HEATER


Information requirements of regulation: (EU) 813/2013

Model	EAC1-37CH-2IP4E
Air-to-Water heat pump	Yes
Water-to-Water heat pump	No
Brine-to-Water heat pump	No
Low-temperature heat pump	Yes
Equipped with supplementary heater	No
Heat pump combination heater	No

Parameters declared for average climate conditions in accordance with EN 14511:2018 and EN 14825:2018			
Rated heat output(*)	Prated	kW	38
Seasonal Space Heating Energy Efficiency	$\eta_{s,h}$	%	143

Declared capacity (Pdh) and coefficient of performance (COPd) for heating for part load at indoor temperature 20 °C and outdoor temperature Tj			
Tj = -7 °C	Pdh	kW	31,7
	COPd		3,20
Tj = 2 °C	Pdh	kW	38,3
	COPd		4,18
Tj = 7 °C	Pdh	kW	22,2
	COPd		4,34
Tj = 12 °C	Pdh	kW	25,0
	COPd		3,99
Tj = Operation limit temperature - air-to-water heat pumps: Tj = -15 °C (if TOL < -20 °C)	Pdh	kW	26,4
	COPd		2,62
Tj = Bivalent temperature	Pdh	kW	32,3
	COPd		3,32
Bivalent temperature	Tbiv	°C	-6
Operation limit temperature	TOL		-25
Cycling interval	Pcych	kW	-
	COPcyc		-
Degradation co-efficient	Cdh		0,9
Heating water operating limit temperature	WTOL	°C	55

Power consumption in modes other than active mode			
Off mode	P _{OFF}		0,00
Thermostat off-mode	P _{TO}		0,14
Standby mode	P _{SB}		0,14
Crankcase heater mode	P _{CK}		0,00

Supplementary heater			
Rated heat output	P _{sup}	kW	8,6
Type of energy input			Electrical

Other items			
Capacity control			Fixed
Sound power level, indoors/ outdoors	L _{WA}	dB	-/79,4
Emissions of nitrogen oxides	NO _x	mg/kWh	0
Rated air flow rate, outdoors	-	m ³ /h	21 418
Rated brine or water flow rate, outdoor heat exchanger	-	m ³ /h	0

*For heat pump space heaters and heat pump combination heaters, the rated heat output Prated is equal to the design load for heating Pdesignh, and the rated heat output of a supplementary heater Psup is equal to the supplementary capacity for heating sup(Tj).

Contact details
ALPENTA s.r.o., Piletická 486, Hradec Králové, Česká republika, www.alpenta.com

ECODESIGN INFORMATION DATASHEET FOR LOW TEMPERATURE SPACE HEATER
Additional Information requirements of regulation: (EU) 811/2013

Supplier's model identifier	EAC1-37CH-2IP4E
-----------------------------	------------------------

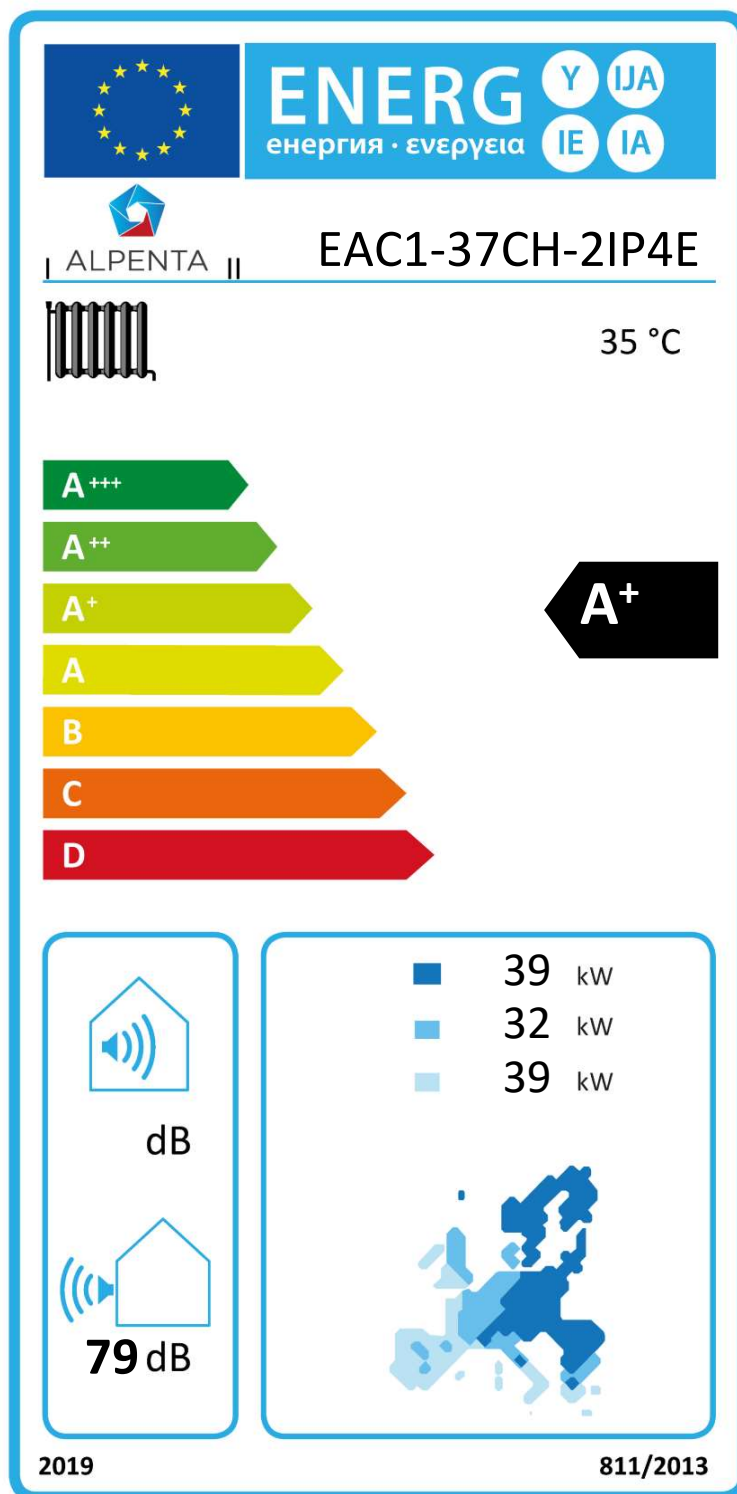
Average climate conditions			
Seasonal space heating energy efficiency class	A+		
Rated heat output, including any supplementary heater	kW		38
Seasonal space heating energy efficiency	%		143
Annual energy consumption	kWh		21 540

Colder climate conditions			
Rated heat output, including any supplementary heater	kW		32
Seasonal space heating energy efficiency	%		128
Annual energy consumption	kWh		24 060

Warmer climate conditions			
Rated heat output, including any supplementary heater	kW		39
Seasonal space heating energy efficiency	%		167
Annual energy consumption	kWh		11 995

Any specific precautions that shall be taken when the space heater is assembled, installed or maintained	Follow Installation and operating instruction delivered with the unit.
--	--

Contact details
ALPENTA s.r.o., Piletická 486, Hradec Králové, Česká republika, www.alpenta.com



Contact details

ALPENTA s.r.o., Piletická 486, Hradec Králové, Česká republika, www.alpenta.com

ECODESIGN INFORMATION DATASHEET FOR LOW TEMPERATURE SPACE HEATER


Information requirements of regulation: (EU) 813/2013

Model	EAC1-47CH-2IP4E
Air-to-Water heat pump	Yes
Water-to-Water heat pump	No
Brine-to-Water heat pump	No
Low-temperature heat pump	Yes
Equipped with supplementary heater	No
Heat pump combination heater	No

Parameters declared for average climate conditions in accordance with EN 14511:2018 and EN 14825:2018

Rated heat output(*)	Prated	kW	46
Seasonal Space Heating Energy Efficiency	$\eta_{s,h}$	%	144

Declared capacity (Pdh) and coefficient of performance (COPd) for heating for part load at indoor temperature 20 °C and outdoor temperature Tj

Tj = -7 °C	Pdh	kW	38,4
	COPd		3,21
Tj = 2 °C	Pdh	kW	46,4
	COPd		4,06
Tj = 7 °C	Pdh	kW	27,3
	COPd		4,33
Tj = 12 °C	Pdh	kW	30,5
	COPd		5,02
Tj = Operation limit temperature - air-to-water heat pumps: Tj = -15 °C (if TOL < -20 °C)	Pdh	kW	31,9
	COPd		2,69
Tj = Bivalent temperature	Pdh	kW	39,2
	COPd		3,32
Bivalent temperature	Tbiv	°C	-6
Operation limit temperature	TOL		-25
Cycling interval	Pcych	kW	-
	COPcyc		-
Degradation co-efficient	Cdh		0,9
Heating water operating limit temperature	WTOL	°C	55

Power consumption in modes other than active mode

Off mode	P _{OFF}		0,00
Thermostat off-mode	P _{TO}		0,14
Standby mode	P _{SB}		0,14
Crankcase heater mode	P _{CK}		0,00

Supplementary heater

Rated heat output	P _{sup}	kW	10,4
Type of energy input			Electrical

Other items

Capacity control			Fixed
Sound power level, indoors/ outdoors	L _{WA}	dB	-/79,4
Emissions of nitrogen oxides	NO _x	mg/kWh	0
Rated air flow rate, outdoors	-	m ³ /h	21 418
Rated brine or water flow rate, outdoor heat exchanger	-	m ³ /h	0

*For heat pump space heaters and heat pump combination heaters, the rated heat output Prated is equal to the design load for heating Pdesignh, and the rated heat output of a supplementary heater Psup is equal to the supplementary capacity for heating sup(Tj).

Contact details

ALPENTA s.r.o., Piletická 486, Hradec Králové, Česká republika, www.alpenta.com

ECODESIGN INFORMATION DATASHEET FOR LOW TEMPERATURE SPACE HEATER
Additional Information requirements of regulation: (EU) 811/2013

Supplier's model identifier	EAC1-47CH-2IP4E
-----------------------------	------------------------

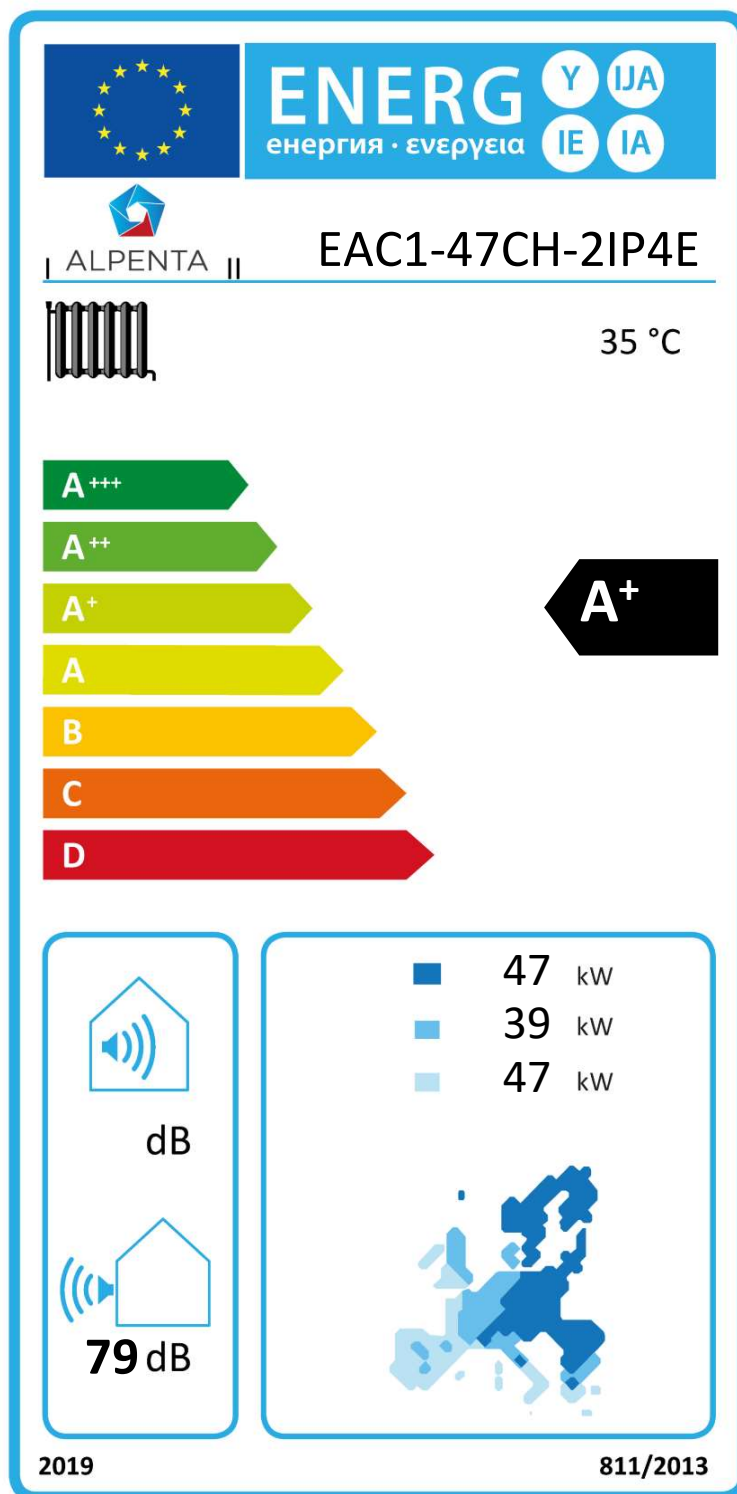
Average climate conditions			
Seasonal space heating energy efficiency class	A+		
Rated heat output, including any supplementary heater	kW		46
Seasonal space heating energy efficiency	%		144
Annual energy consumption	kWh		25 932

Colder climate conditions			
Rated heat output, including any supplementary heater	kW		39
Seasonal space heating energy efficiency	%		130
Annual energy consumption	kWh		28 692

Warmer climate conditions			
Rated heat output, including any supplementary heater	kW		47
Seasonal space heating energy efficiency	%		163
Annual energy consumption	kWh		14 974

Any specific precautions that shall be taken when the space heater is assembled, installed or maintained	Follow Installation and operating instruction delivered with the unit.
--	--

Contact details
ALPENTA s.r.o., Piletická 486, Hradec Králové, Česká republika, www.alpenta.com



Contact details

ALPENTA s.r.o., Piletická 486, Hradec Králové, Česká republika, www.alpenta.com

ECODESIGN INFORMATION DATASHEET FOR LOW TEMPERATURE SPACE HEATER


Information requirements of regulation: (EU) 813/2013

Model	EAC2-54CH-2IP3E
Air-to-Water heat pump	Yes
Water-to-Water heat pump	No
Brine-to-Water heat pump	No
Low-temperature heat pump	Yes
Equipped with supplementary heater	No
Heat pump combination heater	No

Parameters declared for average climate conditions in accordance with EN 14511:2018 and EN 14825:2018

Rated heat output(*)	Prated	kW	55
Seasonal Space Heating Energy Efficiency	$\eta_{s,h}$	%	144

Declared capacity (Pdh) and coefficient of performance (COPd) for heating for part load at indoor temperature 20 °C and outdoor temperature Tj

Tj = -7 °C	Pdh	kW	45,8
	COPd		3,09
Tj = 2 °C	Pdh	kW	56,0
	COPd		4,12
Tj = 7 °C	Pdh	kW	32,6
	COPd		4,22
Tj = 12 °C	Pdh	kW	37,5
	COPd		5,33
Tj = Operation limit temperature - air-to-water heat pumps: Tj = -15 °C (if TOL < -20 °C)	Pdh	kW	37,2
	COPd		2,47
Tj = Bivalent temperature	Pdh	kW	46,8
	COPd		3,21
Bivalent temperature	Tbiv	°C	-6
Operation limit temperature	TOL		-25
Cycling interval	Pcych	kW	-
	COPcyc		-
Degradation co-efficient	Cdh		0,9
Heating water operating limit temperature	WTOL	°C	55

Power consumption in modes other than active mode

Off mode	P _{OFF}		0,00
Thermostat off-mode	P _{TO}		0,14
Standby mode	P _{SB}		0,14
Crankcase heater mode	P _{CK}		0,00

Supplementary heater

Rated heat output	P _{sup}	kW	12,9
Type of energy input			Electrical

Other items

Capacity control			Fixed
Sound power level, indoors/ outdoors	L _{WA}	dB	-/83
Emissions of nitrogen oxides	NO _x	mg/kWh	0
Rated air flow rate, outdoors	-	m ³ /h	44 465
Rated brine or water flow rate, outdoor heat exchanger	-	m ³ /h	0

*For heat pump space heaters and heat pump combination heaters, the rated heat output Prated is equal to the design load for heating Pdesignh, and the rated heat output of a supplementary heater Psup is equal to the supplementary capacity for heating sup(Tj).

Contact details

ALPENTA s.r.o., Piletická 486, Hradec Králové, Česká republika, www.alpenta.com

ECODESIGN INFORMATION DATASHEET FOR LOW TEMPERATURE SPACE HEATER
Additional Information requirements of regulation: (EU) 811/2013

Supplier's model identifier	EAC2-54CH-2IP3E
-----------------------------	------------------------

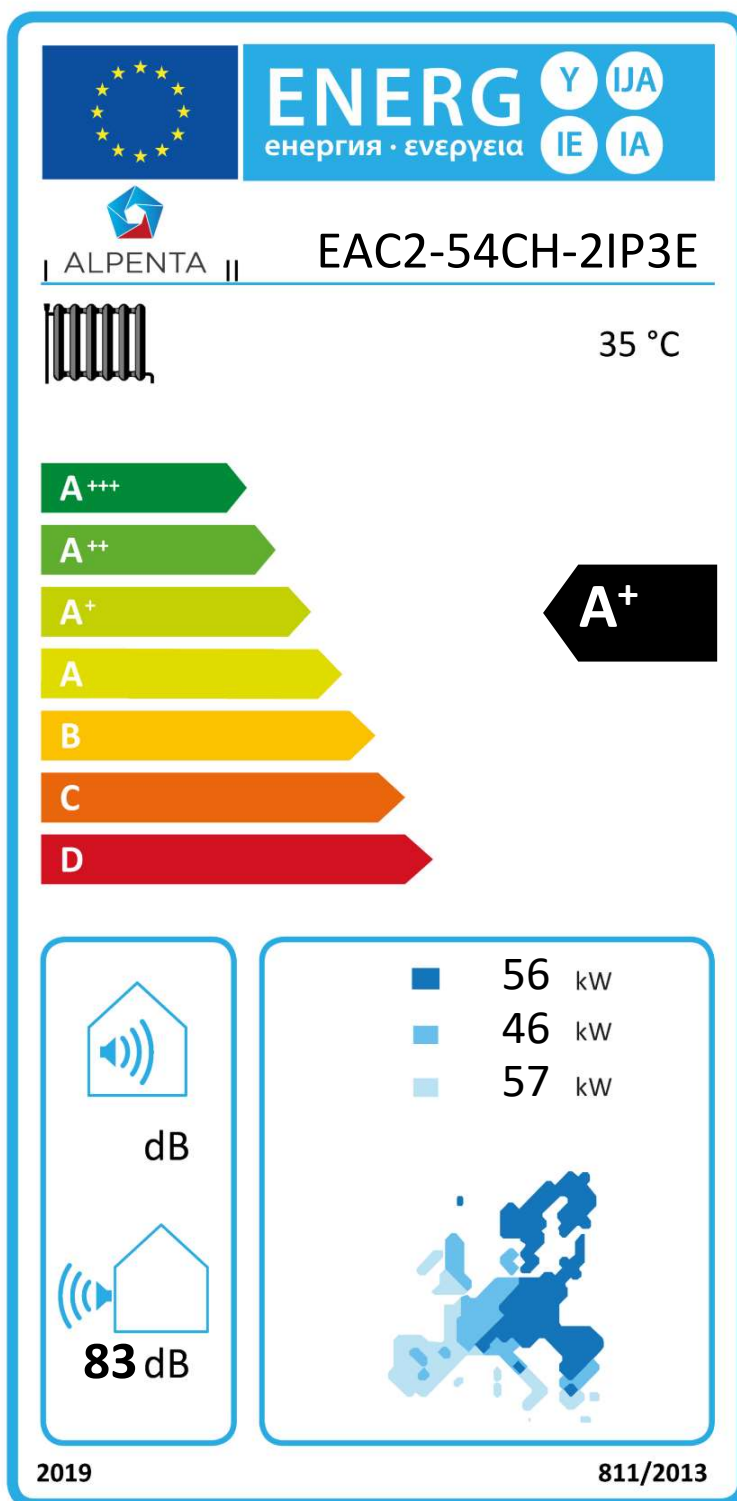
Average climate conditions			
Seasonal space heating energy efficiency class	A+		
Rated heat output, including any supplementary heater	kW	55	
Seasonal space heating energy efficiency	%	144	
Annual energy consumption	kWh	31 069	

Colder climate conditions			
Rated heat output, including any supplementary heater	kW	45	
Seasonal space heating energy efficiency	%	124	
Annual energy consumption	kWh	35 273	

Warmer climate conditions			
Rated heat output, including any supplementary heater	kW	56	
Seasonal space heating energy efficiency	%	170	
Annual energy consumption	kWh	17 275	

Any specific precautions that shall be taken when the space heater is assembled, installed or maintained	Follow Installation and operating instruction delivered with the unit.
--	--

Contact details
ALPENTA s.r.o., Piletická 486, Hradec Králové, Česká republika, www.alpenta.com



Contact details

ALPENTA s.r.o., Piletická 486, Hradec Králové, Česká republika, www.alpenta.com

ECODESIGN INFORMATION DATASHEET FOR LOW TEMPERATURE SPACE HEATER


Information requirements of regulation: (EU) 813/2013

Model	EAC2-64CH-2IP3E
Air-to-Water heat pump	Yes
Water-to-Water heat pump	No
Brine-to-Water heat pump	No
Low-temperature heat pump	Yes
Equipped with supplementary heater	No
Heat pump combination heater	No

Parameters declared for average climate conditions in accordance with EN 14511:2018 and EN 14825:2018

Rated heat output(*)	Prated	kW	64
Seasonal Space Heating Energy Efficiency	$\eta_{s,h}$	%	143

Declared capacity (Pdh) and coefficient of performance (COPd) for heating for part load at indoor temperature 20 °C and outdoor temperature Tj

Tj = -7 °C	Pdh	kW	53,0
	COPd		3,08
Tj = 2 °C	Pdh	kW	64,0
	COPd		4,10
Tj = 7 °C	Pdh	kW	37,8
	COPd		4,28
Tj = 12 °C	Pdh	kW	42,3
	COPd		4,95
Tj = Operation limit temperature - air-to-water heat pumps: Tj = -15 °C (if TOL < -20 °C)	Pdh	kW	44,0
	COPd		2,50
Tj = Bivalent temperature	Pdh	kW	54,0
	COPd		3,21
Bivalent temperature	Tbiv	°C	-6
Operation limit temperature	TOL		-25
Cycling interval	Pcych	kW	-
	COPcyc		-
Degradation co-efficient	Cdh		0,9
Heating water operating limit temperature	WTOL	°C	55

Power consumption in modes other than active mode

Off mode	P _{OFF}		0,00
Thermostat off-mode	P _{TO}		0,14
Standby mode	P _{SB}		0,14
Crankcase heater mode	P _{CK}		0,00

Supplementary heater

Rated heat output	P _{sup}	kW	14,2
Type of energy input			Electrical

Other items

Capacity control			Fixed
Sound power level, indoors/ outdoors	L _{WA}	dB	-/83,0
Emissions of nitrogen oxides	NO _x	mg/kWh	0
Rated air flow rate, outdoors	-	m ³ /h	44 465
Rated brine or water flow rate, outdoor heat exchanger	-	m ³ /h	0

*For heat pump space heaters and heat pump combination heaters, the rated heat output Prated is equal to the design load for heating Pdesignh, and the rated heat output of a supplementary heater Psup is equal to the supplementary capacity for heating sup(Tj).

Contact details

ALPENTA s.r.o., Piletická 486, Hradec Králové, Česká republika, www.alpenta.com

ECODESIGN INFORMATION DATASHEET FOR LOW TEMPERATURE SPACE HEATER
Additional Information requirements of regulation: (EU) 811/2013

Supplier's model identifier	EAC2-64CH-2IP3E
-----------------------------	------------------------

Average climate conditions

Seasonal space heating energy efficiency class	A+		
Rated heat output, including any supplementary heater	kW		64
Seasonal space heating energy efficiency	%		143
Annual energy consumption	kWh		35 976

Colder climate conditions

Rated heat output, including any supplementary heater	kW		53
Seasonal space heating energy efficiency	%		126
Annual energy consumption	kWh		40 797

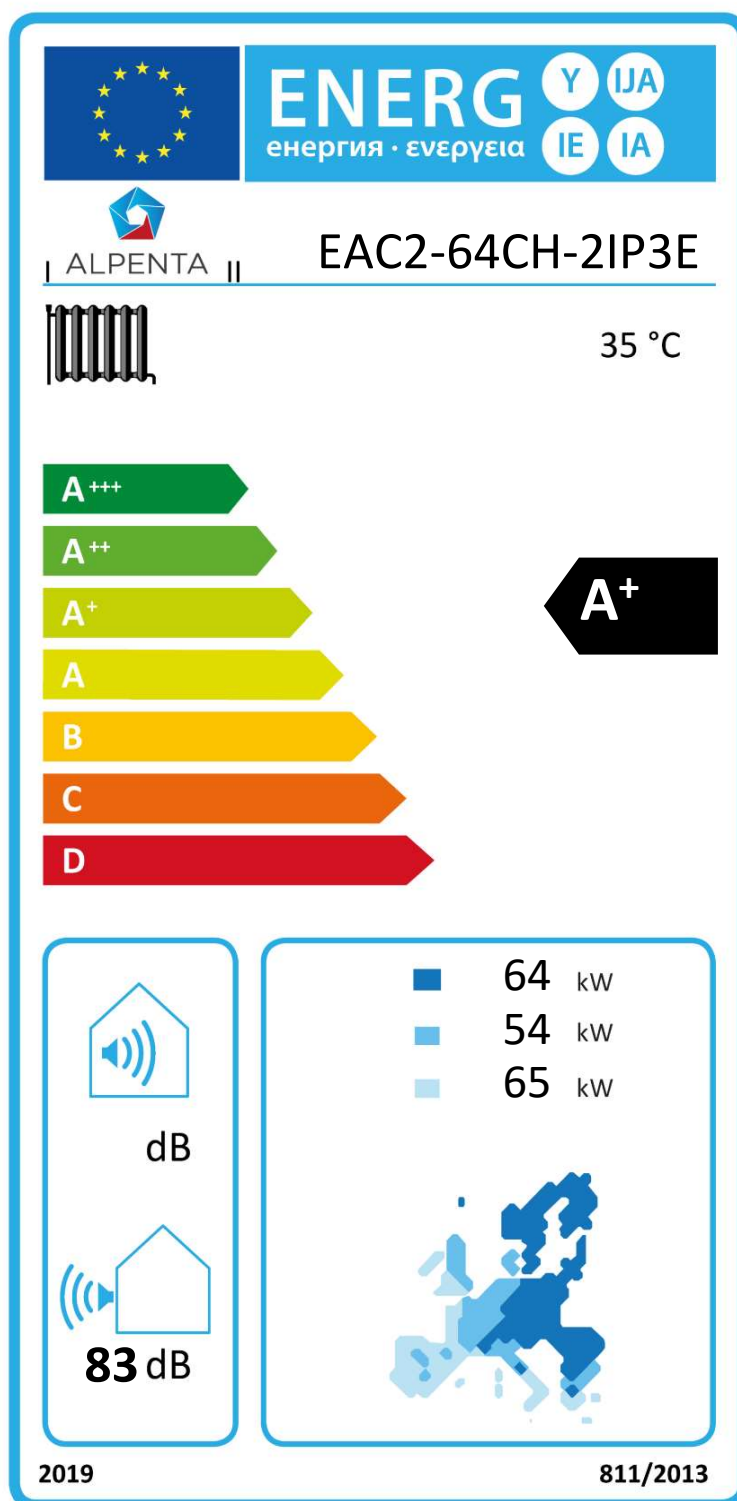
Warmer climate conditions

Rated heat output, including any supplementary heater	kW		65
Seasonal space heating energy efficiency	%		165
Annual energy consumption	kWh		20 465

Any specific precautions that shall be taken when the space heater is assembled, installed or maintained	Follow Installation and operating instruction delivered with the unit.
--	--

Contact details

ALPENTA s.r.o., Piletická 486, Hradec Králové, Česká republika, www.alpenta.com



Contact details

ALPENTA s.r.o., Piletická 486, Hradec Králové, Česká republika, www.alpenta.com

ECODESIGN INFORMATION DATASHEET FOR LOW TEMPERATURE SPACE HEATER


Information requirements of regulation: (EU) 813/2013

Model	EAC2-71CH-2IP4E
Air-to-Water heat pump	Yes
Water-to-Water heat pump	No
Brine-to-Water heat pump	No
Low-temperature heat pump	Yes
Equipped with supplementary heater	No
Heat pump combination heater	No

Parameters declared for average climate conditions in accordance with EN 14511:2018 and EN 14825:2018

Rated heat output(*)	Prated	kW	73
Seasonal Space Heating Energy Efficiency	$\eta_{s,h}$	%	145

Declared capacity (Pdh) and coefficient of performance (COPd) for heating for part load at indoor temperature 20 °C and outdoor temperature Tj

Tj = -7 °C	Pdh	kW	60,4
	COPd		3,14
Tj = 2 °C	Pdh	kW	73,2
	COPd		4,11
Tj = 7 °C	Pdh	kW	42,0
	COPd		4,29
Tj = 12 °C	Pdh	kW	47,2
	COPd		5,26
Tj = Operation limit temperature - air-to-water heat pumps: Tj = -15 °C (if TOL < -20 °C)	Pdh	kW	49,4
	COPd		2,53
Tj = Bivalent temperature	Pdh	kW	61,6
	COPd		3,26
Bivalent temperature	Tbiv	°C	-6
Operation limit temperature	TOL		-25
Cycling interval	Pcych	kW	-
	COPcyc		-
Degradation co-efficient	Cdh		0,9
Heating water operating limit temperature	WTOL	°C	55

Power consumption in modes other than active mode

Off mode	P _{OFF}		0,00
Thermostat off-mode	P _{TO}		0,15
Standby mode	P _{SB}		0,15
Crankcase heater mode	P _{CK}		0,00

Supplementary heater

Rated heat output	P _{sup}	kW	16,6
Type of energy input			Electrical

Other items

Capacity control			Fixed
Sound power level, indoors/ outdoors	L _{WA}	dB	-/82,6
Emissions of nitrogen oxides	NO _x	mg/kWh	0
Rated air flow rate, outdoors	-	m ³ /h	43 391
Rated brine or water flow rate, outdoor heat exchanger	-	m ³ /h	0

*For heat pump space heaters and heat pump combination heaters, the rated heat output Prated is equal to the design load for heating Pdesignh, and the rated heat output of a supplementary heater Psup is equal to the supplementary capacity for heating sup(Tj).

Contact details

ALPENTA s.r.o., Piletická 486, Hradec Králové, Česká republika, www.alpenta.com

ECODESIGN INFORMATION DATASHEET FOR LOW TEMPERATURE SPACE HEATER
Additional Information requirements of regulation: (EU) 811/2013

Supplier's model identifier	EAC2-71CH-2IP4E
-----------------------------	------------------------

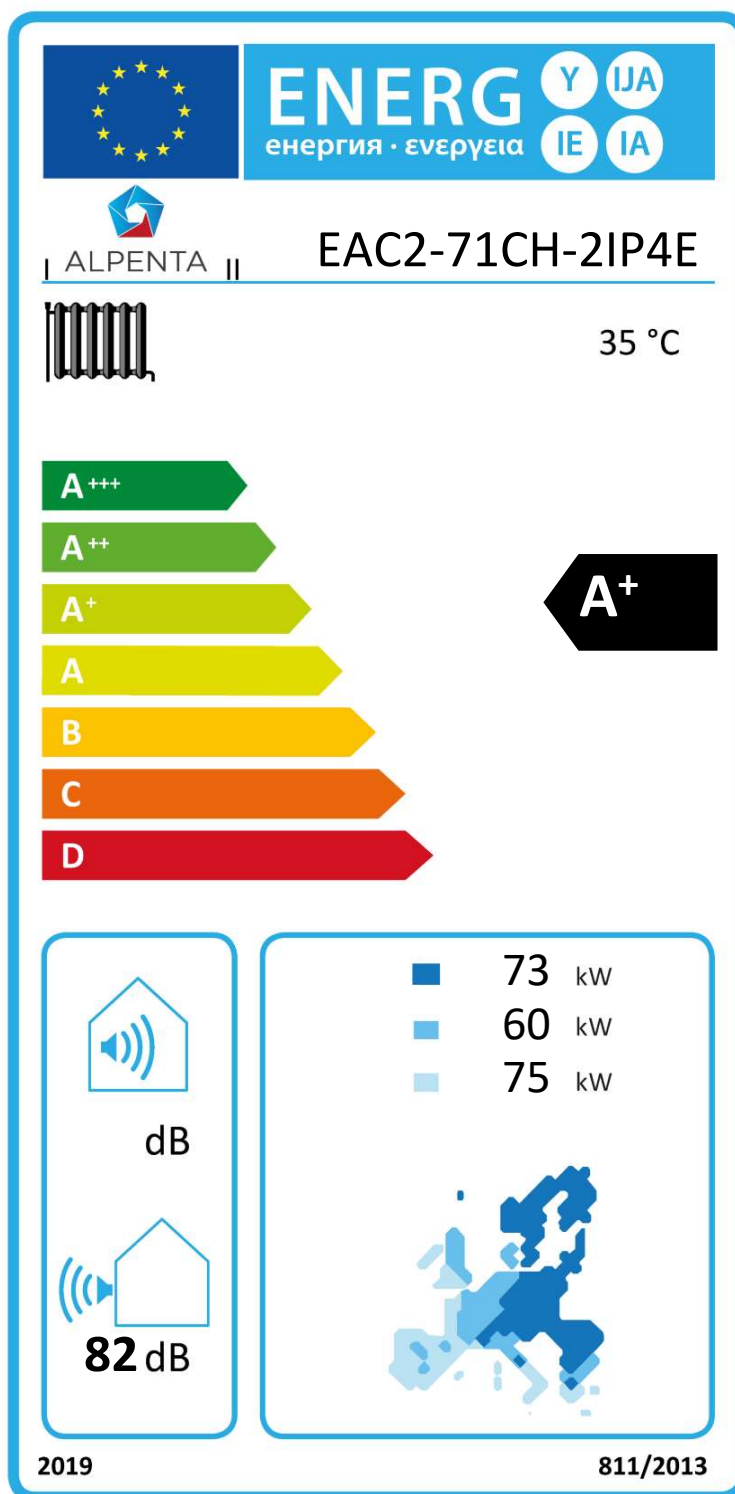
Average climate conditions			
Seasonal space heating energy efficiency class	A+		
Rated heat output, including any supplementary heater	kW	73	
Seasonal space heating energy efficiency	%	145	
Annual energy consumption	kWh	40 569	

Colder climate conditions			
Rated heat output, including any supplementary heater	kW	60	
Seasonal space heating energy efficiency	%	127	
Annual energy consumption	kWh	45 686	

Warmer climate conditions			
Rated heat output, including any supplementary heater	kW	74	
Seasonal space heating energy efficiency	%	162	
Annual energy consumption	kWh	23 957	

Any specific precautions that shall be taken when the space heater is assembled, installed or maintained	Follow Installation and operating instruction delivered with the unit.
--	--

Contact details
ALPENTA s.r.o., Piletická 486, Hradec Králové, Česká republika, www.alpenta.com



Contact details

ALPENTA s.r.o., Piletická 486, Hradec Králové, Česká republika, www.alpenta.com

ECODESIGN INFORMATION DATASHEET FOR LOW TEMPERATURE SPACE HEATER


Information requirements of regulation: (EU) 813/2013

Model	EAC2-81CH-2IP4E
Air-to-Water heat pump	Yes
Water-to-Water heat pump	No
Brine-to-Water heat pump	No
Low-temperature heat pump	Yes
Equipped with supplementary heater	No
Heat pump combination heater	No

Parameters declared for average climate conditions in accordance with EN 14511:2018 and EN 14825:2018

Rated heat output(*)	Prated	kW	82
Seasonal Space Heating Energy Efficiency	$\eta_{s,h}$	%	148

Declared capacity (Pdh) and coefficient of performance (COPd) for heating for part load at indoor temperature 20 °C and outdoor temperature Tj

Tj = -7 °C	Pdh	kW	67,4
	COPd		3,22
Tj = 2 °C	Pdh	kW	82,6
	COPd		4,20
Tj = 7 °C	Pdh	kW	48,5
	COPd		4,43
Tj = 12 °C	Pdh	kW	54,3
	COPd		5,17
Tj = Operation limit temperature - air-to-water heat pumps: Tj = -15 °C (if TOL < -20 °C)	Pdh	kW	55,4
	COPd		2,60
Tj = Bivalent temperature	Pdh	kW	69,0
	COPd		3,35
Bivalent temperature	Tbiv	°C	-6
Operation limit temperature	TOL		-25
Cycling interval	Pcych	kW	-
	COPcyc		-
Degradation co-efficient	Cdh		0,9
Heating water operating limit temperature	WTOL	°C	55

Power consumption in modes other than active mode

Off mode	P _{OFF}		0,00
Thermostat off-mode	P _{TO}		0,15
Standby mode	P _{SB}		0,15
Crankcase heater mode	P _{CK}		0,00

Supplementary heater

Rated heat output	P _{sup}	kW	18,7
Type of energy input			Electrical

Other items

Capacity control			Fixed
Sound power level, indoors/ outdoors	L _{WA}	dB	-/82,6
Emissions of nitrogen oxides	NO _x	mg/kWh	0
Rated air flow rate, outdoors	-	m ³ /h	43 391
Rated brine or water flow rate, outdoor heat exchanger	-	m ³ /h	0

*For heat pump space heaters and heat pump combination heaters, the rated heat output Prated is equal to the design load for heating Pdesignh, and the rated heat output of a supplementary heater Psup is equal to the supplementary capacity for heating sup(Tj).

Contact details

ALPENTA s.r.o., Piletická 486, Hradec Králové, Česká republika, www.alpenta.com

ECODESIGN INFORMATION DATASHEET FOR LOW TEMPERATURE SPACE HEATER


Information requirements of regulation: (EU) 813/2013

Model	EAC3-92CH-2IP3E
Air-to-Water heat pump	Yes
Water-to-Water heat pump	No
Brine-to-Water heat pump	No
Low-temperature heat pump	Yes
Equipped with supplementary heater	No
Heat pump combination heater	No

Parameters declared for average climate conditions in accordance with EN 14511:2018 and EN 14825:2018

Rated heat output(*)	Prated	kW	95
Seasonal Space Heating Energy Efficiency	$\eta_{s,h}$	%	140

Declared capacity (Pdh) and coefficient of performance (COPd) for heating for part load at indoor temperature 20 °C and outdoor temperature Tj

Tj = -7 °C	Pdh	kW	78,6
	COPd		3,10
Tj = 2 °C	Pdh	kW	94,8
	COPd		4,02
Tj = 7 °C	Pdh	kW	54,8
	COPd		4,07
Tj = 12 °C	Pdh	kW	63,0
	COPd		4,86
Tj = Operation limit temperature - air-to-water heat pumps: Tj = -15 °C (if TOL < -20 °C)	Pdh	kW	65,4
	COPd		2,56
Tj = Bivalent temperature	Pdh	kW	80,2
	COPd		3,23
Bivalent temperature	Tbiv	°C	-6
Operation limit temperature	TOL		-25
Cycling interval	Pcych	kW	-
	COPcyc		-
Degradation co-efficient	Cdh		0,9
Heating water operating limit temperature	WTOL	°C	55

Power consumption in modes other than active mode

Off mode	P _{OFF}		0,00
Thermostat off-mode	P _{TO}		0,15
Standby mode	P _{SB}		0,15
Crankcase heater mode	P _{CK}		0,00

Supplementary heater

Rated heat output	P _{sup}	kW	21,2
Type of energy input			Electrical

Other items

Capacity control			Fixed
Sound power level, indoors/ outdoors	L _{WA}	dB	-/84,6
Emissions of nitrogen oxides	NO _x	mg/kWh	0
Rated air flow rate, outdoors	-	m ³ /h	66 308
Rated brine or water flow rate, outdoor heat exchanger	-	m ³ /h	0

*For heat pump space heaters and heat pump combination heaters, the rated heat output Prated is equal to the design load for heating Pdesignh, and the rated heat output of a supplementary heater Psup is equal to the supplementary capacity for heating sup(Tj).

Contact details

ALPENTA s.r.o., Piletická 486, Hradec Králové, Česká republika, www.alpenta.com

ECODESIGN INFORMATION DATASHEET FOR LOW TEMPERATURE SPACE HEATER


Information requirements of regulation: (EU) 813/2013

Model	EAC3-108CH-4IP4E2
Air-to-Water heat pump	Yes
Water-to-Water heat pump	No
Brine-to-Water heat pump	No
Low-temperature heat pump	Yes
Equipped with supplementary heater	No
Heat pump combination heater	No

Parameters declared for average climate conditions in accordance with EN 14511:2018 and EN 14825:2018

Rated heat output(*)	Prated	kW	107
Seasonal Space Heating Energy Efficiency	$\eta_{s,h}$	%	164

Declared capacity (Pdh) and coefficient of performance (COPd) for heating for part load at indoor temperature 20 °C and outdoor temperature Tj

Tj = -7 °C	Pdh	kW	88,8
	COPd		3,35
Tj = 2 °C	Pdh	kW	83,1
	COPd		4,41
Tj = 7 °C	Pdh	kW	62,8
	COPd		5,04
Tj = 12 °C	Pdh	kW	37,6
	COPd		5,40
Tj = Operation limit temperature - air-to-water heat pumps: Tj = -15 °C (if TOL < -20 °C)	Pdh	kW	73,0
	COPd		2,70
Tj = Bivalent temperature	Pdh	kW	90,8
	COPd		3,49
Bivalent temperature	Tbiv	°C	-6
Operation limit temperature	TOL		-25
Cycling interval	Pcych	kW	-
	COPcyc		-
Degradation co-efficient	Cdh		0,9
Heating water operating limit temperature	WTOL	°C	55

Power consumption in modes other than active mode

Off mode	P _{OFF}		0,00
Thermostat off-mode	P _{TO}		0,29
Standby mode	P _{SB}		0,29
Crankcase heater mode	P _{CK}		0,00

Supplementary heater

Rated heat output	P _{sup}	kW	24,9
Type of energy input			Electrical

Other items

Capacity control			Fixed
Sound power level, indoors/ outdoors	L _{WA}	dB	-/83,3
Emissions of nitrogen oxides	NO _x	mg/kWh	0
Rated air flow rate, outdoors	-	m ³ /h	45 434
Rated brine or water flow rate, outdoor heat exchanger	-	m ³ /h	0

*For heat pump space heaters and heat pump combination heaters, the rated heat output Prated is equal to the design load for heating Pdesignh, and the rated heat output of a supplementary heater Psup is equal to the supplementary capacity for heating sup(Tj).

Contact details

ALPENTA s.r.o., Piletická 486, Hradec Králové, Česká republika, www.alpenta.com

ECODESIGN INFORMATION DATASHEET FOR LOW TEMPERATURE SPACE HEATER


Information requirements of regulation: (EU) 813/2013

Model	EAC4-128CH-4IP3E
Air-to-Water heat pump	Yes
Water-to-Water heat pump	No
Brine-to-Water heat pump	No
Low-temperature heat pump	Yes
Equipped with supplementary heater	No
Heat pump combination heater	No

Parameters declared for average climate conditions in accordance with EN 14511:2018 and EN 14825:2018

Rated heat output(*)	Prated	kW	128
Seasonal Space Heating Energy Efficiency	$\eta_{s,h}$	%	147

Declared capacity (Pdh) and coefficient of performance (COPd) for heating for part load at indoor temperature 20 °C and outdoor temperature Tj

Tj = -7 °C	Pdh	kW	106,0
	COPd		3,08
Tj = 2 °C	Pdh	kW	99,3
	COPd		3,99
Tj = 7 °C	Pdh	kW	75,6
	COPd		4,28
Tj = 12 °C	Pdh	kW	42,3
	COPd		4,95
Tj = Operation limit temperature - air-to-water heat pumps: Tj = -15 °C (if TOL < -20 °C)	Pdh	kW	88,0
	COPd		2,50
Tj = Bivalent temperature	Pdh	kW	108,0
	COPd		3,21
Bivalent temperature	Tbiv	°C	-6
Operation limit temperature	TOL		-25
Cycling interval	Pcych	kW	-
	COPcyc		-
Degradation co-efficient	Cdh		0,9
Heating water operating limit temperature	WTOL	°C	55

Power consumption in modes other than active mode

Off mode	P _{OFF}		0,00
Thermostat off-mode	P _{TO}		0,29
Standby mode	P _{SB}		0,29
Crankcase heater mode	P _{CK}		0,00

Supplementary heater

Rated heat output	P _{sup}	kW	28,4
Type of energy input			Electrical

Other items

Capacity control			Fixed
Sound power level, indoors/ outdoors	L _{WA}	dB	-/86
Emissions of nitrogen oxides	NO _x	mg/kWh	0
Rated air flow rate, outdoors	-	m ³ /h	44 465
Rated brine or water flow rate, outdoor heat exchanger	-	m ³ /h	0

*For heat pump space heaters and heat pump combination heaters, the rated heat output Prated is equal to the design load for heating Pdesignh, and the rated heat output of a supplementary heater Psup is equal to the supplementary capacity for heating sup(Tj).

Contact details

ALPENTA s.r.o., Piletická 486, Hradec Králové, Česká republika, www.alpenta.com

ECODESIGN INFORMATION DATASHEET FOR LOW TEMPERATURE SPACE HEATER
Information requirements of regulation: (EU) 813/2013

Model	EAC4-143CH-4IP4E
Air-to-Water heat pump	Yes
Water-to-Water heat pump	No
Brine-to-Water heat pump	No
Low-temperature heat pump	Yes
Equipped with supplementary heater	No
Heat pump combination heater	No

Parameters declared for average climate conditions in accordance with EN 14511:2018 and EN 14825:2018

Rated heat output(*)	Prated	kW	146
Seasonal Space Heating Energy Efficiency	$\eta_{s,h}$	%	144

Declared capacity (Pdh) and coefficient of performance (COPd) for heating for part load at indoor temperature 20 °C and outdoor temperature Tj

Tj = -7 °C	Pdh	kW	120,8
	COPd		3,14
Tj = 2 °C	Pdh	kW	112,2
	COPd		3,97
Tj = 7 °C	Pdh	kW	84,0
	COPd		4,29
Tj = 12 °C	Pdh	kW	48,5
	COPd		4,03
Tj = Operation limit temperature - air-to-water heat pumps: Tj = -15 °C (if TOL < -20 °C)	Pdh	kW	98,8
	COPd		2,53
Tj = Bivalent temperature	Pdh	kW	123,2
	COPd		3,26
Bivalent temperature	Tbiv	°C	-6
Operation limit temperature	TOL		-25
Cycling interval	Pcych	kW	-
	COPcyc		-
Degradation co-efficient	Cdh		0,9
Heating water operating limit temperature	WTOL	°C	55

Power consumption in modes other than active mode

Off mode	P _{OFF}		0,00
Thermostat off-mode	P _{TO}		0,29
Standby mode	P _{SB}		0,29
Crankcase heater mode	P _{CK}		0,00

Supplementary heater

Rated heat output	P _{sup}	kW	33,2
Type of energy input			Electrical

Other items

Capacity control			Fixed
Sound power level, indoors/ outdoors	L _{WA}	dB	-/85,6
Emissions of nitrogen oxides	NO _x	mg/kWh	0
Rated air flow rate, outdoors	-	m ³ /h	43 391
Rated brine or water flow rate, outdoor heat exchanger	-	m ³ /h	0

*For heat pump space heaters and heat pump combination heaters, the rated heat output Prated is equal to the design load for heating Pdesignh, and the rated heat output of a supplementary heater Psup is equal to the supplementary capacity for heating sup(Tj).

Contact details

ALPENTA s.r.o., Piletická 486, Hradec Králové, Česká republika, www.alpenta.com

ECODESIGN INFORMATION DATASHEET FOR LOW TEMPERATURE SPACE HEATER


Information requirements of regulation: (EU) 813/2013

Model	EAC4-162CH-4IP4E
Air-to-Water heat pump	Yes
Water-to-Water heat pump	No
Brine-to-Water heat pump	No
Low-temperature heat pump	Yes
Equipped with supplementary heater	No
Heat pump combination heater	No

Parameters declared for average climate conditions in accordance with EN 14511:2018 and EN 14825:2018

Rated heat output(*)	Prated	kW	163
Seasonal Space Heating Energy Efficiency	$\eta_{s,h}$	%	148

Declared capacity (Pdh) and coefficient of performance (COPd) for heating for part load at indoor temperature 20 °C and outdoor temperature Tj

Tj = -7 °C	Pdh	kW	134,8
	COPd		3,22
Tj = 2 °C	Pdh	kW	127,2
	COPd		4,10
Tj = 7 °C	Pdh	kW	97,0
	COPd		4,43
Tj = 12 °C	Pdh	kW	56,2
	COPd		4,12
Tj = Operation limit temperature - air-to-water heat pumps: Tj = -15 °C (if TOL < -20 °C)	Pdh	kW	110,8
	COPd		2,60
Tj = Bivalent temperature	Pdh	kW	138,0
	COPd		3,35
Bivalent temperature	Tbiv	°C	-6
Operation limit temperature	TOL		-25
Cycling interval	Pcych	kW	-
	COPcyc		-
Degradation co-efficient	Cdh		0,9
Heating water operating limit temperature	WTOL	°C	55

Power consumption in modes other than active mode

Off mode	P _{OFF}		0,00
Thermostat off-mode	P _{TO}		0,29
Standby mode	P _{SB}		0,29
Crankcase heater mode	P _{CK}		0,00

Supplementary heater

Rated heat output	P _{sup}	kW	37,5
Type of energy input			Electrical

Other items

Capacity control			Fixed
Sound power level, indoors/ outdoors	L _{WA}	dB	-/85,6
Emissions of nitrogen oxides	NO _x	mg/kWh	0
Rated air flow rate, outdoors	-	m ³ /h	43 391
Rated brine or water flow rate, outdoor heat exchanger	-	m ³ /h	0

*For heat pump space heaters and heat pump combination heaters, the rated heat output Prated is equal to the design load for heating Pdesignh, and the rated heat output of a supplementary heater Psup is equal to the supplementary capacity for heating sup(Tj).

Contact details

ALPENTA s.r.o., Piletická 486, Hradec Králové, Česká republika, www.alpenta.com

ECODESIGN INFORMATION DATASHEET FOR LOW TEMPERATURE SPACE HEATER


Information requirements of regulation: (EU) 813/2013

Model	EAC6-185CH-4IP4E
Air-to-Water heat pump	Yes
Water-to-Water heat pump	No
Brine-to-Water heat pump	No
Low-temperature heat pump	Yes
Equipped with supplementary heater	No
Heat pump combination heater	No

Parameters declared for average climate conditions in accordance with EN 14511:2018 and EN 14825:2018

Rated heat output(*)	Prated	kW	192
Seasonal Space Heating Energy Efficiency	$\eta_{s,h}$	%	143

Declared capacity (Pdh) and coefficient of performance (COPd) for heating for part load at indoor temperature 20 °C and outdoor temperature Tj

Tj = -7 °C	Pdh	kW	159,2
	COPd		3,12
Tj = 2 °C	Pdh	kW	146,7
	COPd		3,87
Tj = 7 °C	Pdh	kW	110,4
	COPd		4,06
Tj = 12 °C	Pdh	kW	63,0
	COPd		4,86
Tj = Operation limit temperature - air-to-water heat pumps: Tj = -15 °C (if TOL < -20 °C)	Pdh	kW	131,6
	COPd		2,56
Tj = Bivalent temperature	Pdh	kW	162,8
	COPd		3,26
Bivalent temperature	Tbiv	°C	-6
Operation limit temperature	TOL		-25
Cycling interval	Pcych	kW	-
	COPcyc		-
Degradation co-efficient	Cdh		0,9
Heating water operating limit temperature	WTOL	°C	55

Power consumption in modes other than active mode

Off mode	P _{OFF}		0,00
Thermostat off-mode	P _{TO}		0,29
Standby mode	P _{SB}		0,29
Crankcase heater mode	P _{CK}		0,00

Supplementary heater

Rated heat output	P _{sup}	kW	43,6
Type of energy input			Electrical

Other items

Capacity control			Fixed
Sound power level, indoors/ outdoors	L _{WA}	dB	-/87,3
Emissions of nitrogen oxides	NO _x	mg/kWh	0
Rated air flow rate, outdoors	-	m ³ /h	64 715
Rated brine or water flow rate, outdoor heat exchanger	-	m ³ /h	0

*For heat pump space heaters and heat pump combination heaters, the rated heat output Prated is equal to the design load for heating Pdesignh, and the rated heat output of a supplementary heater Psup is equal to the supplementary capacity for heating sup(Tj).

Contact details

ALPENTA s.r.o., Piletická 486, Hradec Králové, Česká republika, www.alpenta.com