

ECODESIGN INFORMATION DATASHEET FOR LOW TEMPERATURE SPACE HEATER
Information requirements of regulation: (EU) 813/2013

Model	SAC1-9CH-1PP3E
Air-to-Water heat pump	Yes
Water-to-Water heat pump	No
Brine-to-Water heat pump	No
Low-temperature heat pump	Yes
Equipped with supplementary heater	No
Heat pump combination heater	No

Parameters declared for average climate conditions in accordance with EN 14511:2018 and EN 14825:2018

Rated heat output(*)	Prated	kW	9
Seasonal Space Heating Energy Efficiency	$\eta_{s,h}$	%	147

Declared capacity (Pdh) and coefficient of performance (COPd) for heating for part load at indoor temperature 20 °C and outdoor temperature Tj

Tj = -7 °C	Pdh	kW	7,5
	COPd		2,92
Tj = 2 °C	Pdh	kW	9,9
	COPd		4,30
Tj = 7 °C	Pdh	kW	11,5
	COPd		5,42
Tj = 12 °C	Pdh	kW	13,4
	COPd		6,84
Tj = Operation limit temperature - air-to-water heat pumps: Tj = -15 °C (if TOL < -20 °C)	Pdh	kW	5,7
	COPd		2,09
Tj = Bivalent temperature	Pdh	kW	7,8
	COPd		3,10
Bivalent temperature	Tbiv	°C	-6
Operation limit temperature	TOL		-15
Cycling interval	Pcych	kW	-
	COPcyc		-
Degradation co-efficient	Cdh		0,9
Heating water operating limit temperature	WTOL	°C	55

Power consumption in modes other than active mode

Off mode	P _{OFF}		0,00
Thermostat off-mode	P _{TO}		0,05
Standby mode	P _{SB}		0,05
Crankcase heater mode	P _{CK}		0,00

Supplementary heater

Rated heat output	P _{sup}	kW	2,4
Type of energy input			Electrical

Other items

Capacity control			Fixed
Sound power level, indoors/ outdoors	L _{WA}	dB	-/64,7
Emissions of nitrogen oxides	NO _x	mg/kWh	0
Rated air flow rate, outdoors	-	m ³ /h	7 586
Rated brine or water flow rate, outdoor heat exchanger	-	m ³ /h	0

*For heat pump space heaters and heat pump combination heaters, the rated heat output Prated is equal to the design load for heating Pdesignh, and the rated heat output of a supplementary heater Psup is equal to the supplementary capacity for heating sup(Tj).

Contact details

ALPENTA s.r.o., Piletická 486, Hradec Králové, Česká republika, www.alpenta.com

ECODESIGN INFORMATION DATASHEET FOR LOW TEMPERATURE SPACE HEATER
Additional Information requirements of regulation: (EU) 811/2013

Supplier's model identifier	SAC1-9CH-1PP3E
-----------------------------	-----------------------


Average climate conditions			
Seasonal space heating energy efficiency class	A+		
Rated heat output, including any supplementary heater	kW	9	
Seasonal space heating energy efficiency	%	147	
Annual energy consumption	kWh	5 071	

Colder climate conditions			
Rated heat output, including any supplementary heater	kW	7	
Seasonal space heating energy efficiency	%	119	
Annual energy consumption	kWh	5 745	

Warmer climate conditions			
Rated heat output, including any supplementary heater	kW	10	
Seasonal space heating energy efficiency	%	177	
Annual energy consumption	kWh	2 848	

Any specific precautions that shall be taken when the space heater is assembled, installed or maintained	Follow Installation and operating instruction delivered with the unit.
--	--

Contact details
ALPENTA s.r.o., Piletická 486, Hradec Králové, Česká republika, www.alpenta.com




ENERG

енергия · ενέργεια


Y
IJA

IE
IA





ALPENTA

SAC1-9CH-1PP3E




35 °C





dB




64 dB

9 kW

7 kW

10 kW



2019

811/2013

Contact details
 ALPENTA s.r.o., Piletická 486, Hradec Králové, Česká republika, www.alpenta.com

© ALPENTA s.r.o. / EID230514

ECODESIGN INFORMATION DATASHEET FOR LOW TEMPERATURE SPACE HEATER


Information requirements of regulation: (EU) 813/2013

Model	SAC1-12CH-1PP4E
Air-to-Water heat pump	Yes
Water-to-Water heat pump	No
Brine-to-Water heat pump	No
Low-temperature heat pump	Yes
Equipped with supplementary heater	No
Heat pump combination heater	No

Parameters declared for average climate conditions in accordance with EN 14511:2018 and EN 14825:2018

Rated heat output(*)	Prated	kW	11
Seasonal Space Heating Energy Efficiency	$\eta_{s,h}$	%	153

Declared capacity (Pdh) and coefficient of performance (COPd) for heating for part load at indoor temperature 20 °C and outdoor temperature Tj

Tj = -7 °C	Pdh	kW	9,4
	COPd		3,08
Tj = 2 °C	Pdh	kW	12,3
	COPd		4,46
Tj = 7 °C	Pdh	kW	14,4
	COPd		5,65
Tj = 12 °C	Pdh	kW	16,8
	COPd		7,12
Tj = Operation limit temperature - air-to-water heat pumps: Tj = -15 °C (if TOL < -20 °C)	Pdh	kW	7,2
	COPd		2,27
Tj = Bivalent temperature	Pdh	kW	9,7
	COPd		3,25
Bivalent temperature	Tbiv	°C	-6
Operation limit temperature	TOL		-15
Cycling interval	Pcych	kW	-
	COPcyc		-
Degradation co-efficient	Cdh		0,9
Heating water operating limit temperature	WTOL	°C	55

Power consumption in modes other than active mode

Off mode	P _{OFF}		0,00
Thermostat off-mode	P _{TO}		0,05
Standby mode	P _{SB}		0,05
Crankcase heater mode	P _{CK}		0,00

Supplementary heater

Rated heat output	P _{sup}	kW	2,9
Type of energy input			Electrical

Other items

Capacity control			Fixed
Sound power level, indoors/ outdoors	L _{WA}	dB	-/64,6
Emissions of nitrogen oxides	NO _x	mg/kWh	0
Rated air flow rate, outdoors	-	m ³ /h	7 092
Rated brine or water flow rate, outdoor heat exchanger	-	m ³ /h	0

*For heat pump space heaters and heat pump combination heaters, the rated heat output Prated is equal to the design load for heating Pdesignh, and the rated heat output of a supplementary heater Psup is equal to the supplementary capacity for heating sup(Tj).

Contact details

ALPENTA s.r.o., Piletická 486, Hradec Králové, Česká republika, www.alpenta.com

ECODESIGN INFORMATION DATASHEET FOR LOW TEMPERATURE SPACE HEATER
Additional Information requirements of regulation: (EU) 811/2013

Supplier's model identifier	SAC1-12CH-1PP4E
-----------------------------	------------------------


Average climate conditions			
Seasonal space heating energy efficiency class	A++		
Rated heat output, including any supplementary heater	kW	11	
Seasonal space heating energy efficiency	%	153	
Annual energy consumption	kWh	6 060	

Colder climate conditions			
Rated heat output, including any supplementary heater	kW	9	
Seasonal space heating energy efficiency	%	125	
Annual energy consumption	kWh	6 811	

Warmer climate conditions			
Rated heat output, including any supplementary heater	kW	12	
Seasonal space heating energy efficiency	%	173	
Annual energy consumption	kWh	3 625	

Any specific precautions that shall be taken when the space heater is assembled, installed or maintained	Follow Installation and operating instruction delivered with the unit.
--	--

Contact details
ALPENTA s.r.o., Piletická 486, Hradec Králové, Česká republika, www.alpenta.com




ENERG

енергия · ενεργεια


Y
IJA

IE
IA



ALPENTA

SAC1-12CH-1PP4E



35 °C

A+++

A++

A+


A

B


C

D

A++



dB




65 dB

11 kW

9 kW

12 kW



2019

811/2013

Contact details

ALPENTA s.r.o., Piletická 486, Hradec Králové, Česká republika, www.alpenta.com

ECODESIGN INFORMATION DATASHEET FOR LOW TEMPERATURE SPACE HEATER
Information requirements of regulation: (EU) 813/2013

Model	SAC2-14CH-1PP3E
Air-to-Water heat pump	Yes
Water-to-Water heat pump	No
Brine-to-Water heat pump	No
Low-temperature heat pump	Yes
Equipped with supplementary heater	No
Heat pump combination heater	No

Parameters declared for average climate conditions in accordance with EN 14511:2018 and EN 14825:2018

Rated heat output(*)	Prated	kW	14
Seasonal Space Heating Energy Efficiency	$\eta_{s,h}$	%	160

Declared capacity (Pdh) and coefficient of performance (COPd) for heating for part load at indoor temperature 20 °C and outdoor temperature Tj

Tj = -7 °C	Pdh	kW	11,2
	COPd		3,24
Tj = 2 °C	Pdh	kW	14,3
	COPd		4,64
Tj = 7 °C	Pdh	kW	16,4
	COPd		5,79
Tj = 12 °C	Pdh	kW	19,1
	COPd		7,33
Tj = Operation limit temperature - air-to-water heat pumps: Tj = -15 °C (if TOL < -20 °C)	Pdh	kW	8,8
	COPd		2,49
Tj = Bivalent temperature	Pdh	kW	11,5
	COPd		3,43
Bivalent temperature	Tbiv	°C	-6
Operation limit temperature	TOL		-25
Cycling interval	Pcyc	kW	-
	COPcyc		-
Degradation co-efficient	Cdh		0,9
Heating water operating limit temperature	WTOL	°C	55

Power consumption in modes other than active mode

Off mode	P _{OFF}		0,00
Thermostat off-mode	P _{TO}		0,05
Standby mode	P _{SB}		0,05
Crankcase heater mode	P _{CK}		0,00

Supplementary heater

Rated heat output	P _{sup}	kW	3,3
Type of energy input			Electrical

Other items

Capacity control			Fixed
Sound power level, indoors/ outdoors	L _{WA}	dB	-/65,3
Emissions of nitrogen oxides	NO _x	mg/kWh	0
Rated air flow rate, outdoors	-	m ³ /h	8 273
Rated brine or water flow rate, outdoor heat exchanger	-	m ³ /h	0

*For heat pump space heaters and heat pump combination heaters, the rated heat output Prated is equal to the design load for heating Pdesignh, and the rated heat output of a supplementary heater Psup is equal to the supplementary capacity for heating sup(Tj).

Contact details

ALPENTA s.r.o., Piletická 486, Hradec Králové, Česká republika, www.alpenta.com

ECODESIGN INFORMATION DATASHEET FOR LOW TEMPERATURE SPACE HEATER
Additional Information requirements of regulation: (EU) 811/2013

Supplier's model identifier	SAC2-14CH-1PP3E
-----------------------------	------------------------

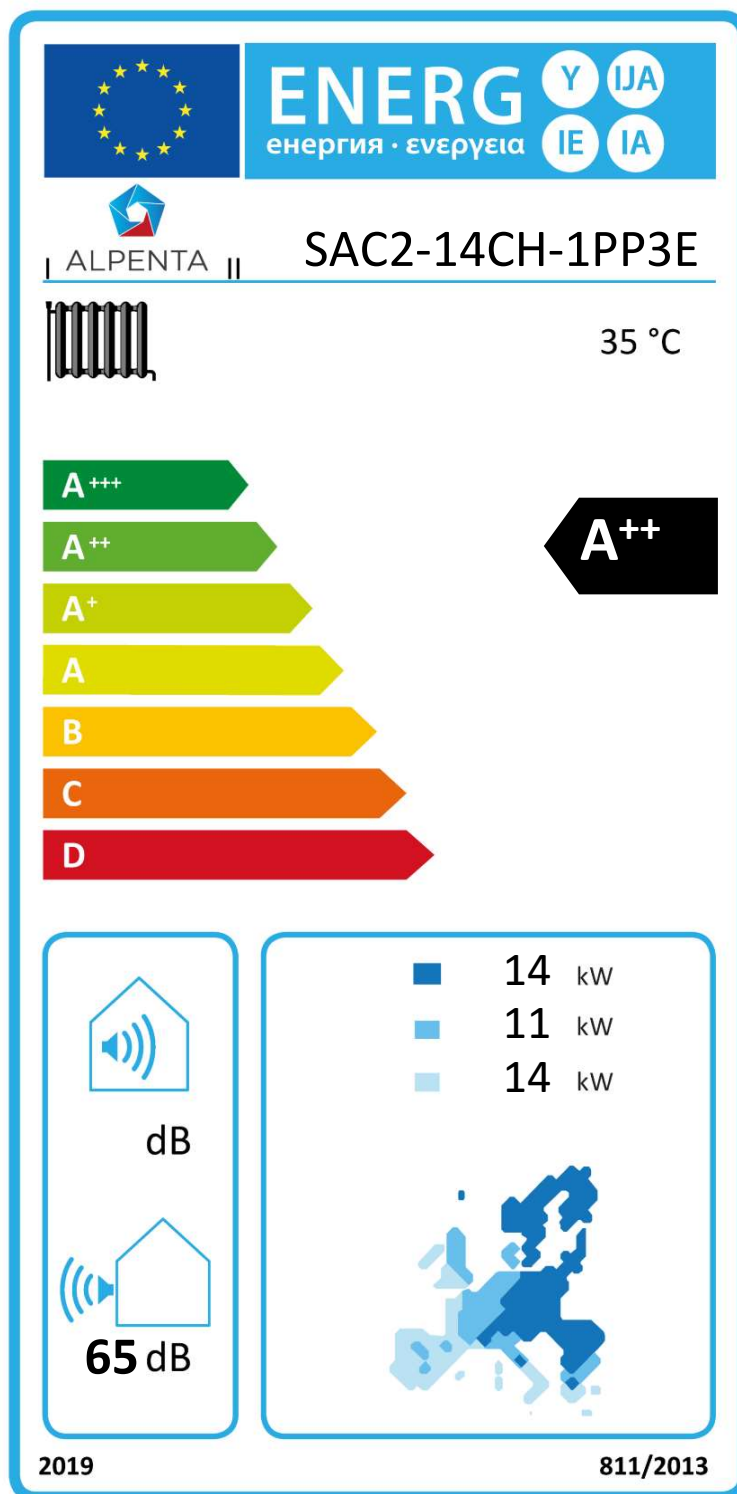
Average climate conditions			
Seasonal space heating energy efficiency class	A++		
Rated heat output, including any supplementary heater	kW	14	
Seasonal space heating energy efficiency	%	160	
Annual energy consumption	kWh	6 877	

Colder climate conditions			
Rated heat output, including any supplementary heater	kW	11	
Seasonal space heating energy efficiency	%	132	
Annual energy consumption	kWh	7 939	

Warmer climate conditions			
Rated heat output, including any supplementary heater	kW	14	
Seasonal space heating energy efficiency	%	190	
Annual energy consumption	kWh	3 871	

Any specific precautions that shall be taken when the space heater is assembled, installed or maintained	Follow Installation and operating instruction delivered with the unit.
--	--

Contact details
ALPENTA s.r.o., Piletická 486, Hradec Králové, Česká republika, www.alpenta.com



Contact details

ALPENTA s.r.o., Piletická 486, Hradec Králové, Česká republika, www.alpenta.com

ECODESIGN INFORMATION DATASHEET FOR LOW TEMPERATURE SPACE HEATER
Information requirements of regulation: (EU) 813/2013

Model	SAC3-18CH-2PP3E
Air-to-Water heat pump	Yes
Water-to-Water heat pump	No
Brine-to-Water heat pump	No
Low-temperature heat pump	Yes
Equipped with supplementary heater	No
Heat pump combination heater	No

Parameters declared for average climate conditions in accordance with EN 14511:2018 and EN 14825:2018

Rated heat output(*)	Prated	kW	18
Seasonal Space Heating Energy Efficiency	$\eta_{s,h}$	%	147

Declared capacity (Pdh) and coefficient of performance (COPd) for heating for part load at indoor temperature 20 °C and outdoor temperature Tj

Tj = -7 °C	Pdh	kW	15,0
	COPd		2,86
Tj = 2 °C	Pdh	kW	10,3
	COPd		3,83
Tj = 7 °C	Pdh	kW	12,2
	COPd		4,78
Tj = 12 °C	Pdh	kW	14,3
	COPd		6,01
Tj = Operation limit temperature - air-to-water heat pumps: Tj = -15 °C (if TOL < -20 °C)	Pdh	kW	11,5
	COPd		2,60
Tj = Bivalent temperature	Pdh	kW	15,5
	COPd		3,02
Bivalent temperature	Tbiv	°C	-6
Operation limit temperature	TOL		-25
Cycling interval	Pcych	kW	-
	COPcyc		-
Degradation co-efficient	Cdh		0,9
Heating water operating limit temperature	WTOL	°C	55

Power consumption in modes other than active mode

Off mode	P _{OFF}		0,00
Thermostat off-mode	P _{TO}		0,09
Standby mode	P _{SB}		0,09
Crankcase heater mode	P _{CK}		0,00

Supplementary heater

Rated heat output	P _{sup}	kW	4,7
Type of energy input			Electrical

Other items

Capacity control			Fixed
Sound power level, indoors/ outdoors	L _{WA}	dB	-/79,1
Emissions of nitrogen oxides	NO _x	mg/kWh	0
Rated air flow rate, outdoors	-	m ³ /h	13 270
Rated brine or water flow rate, outdoor heat exchanger	-	m ³ /h	0

*For heat pump space heaters and heat pump combination heaters, the rated heat output Prated is equal to the design load for heating Pdesignh, and the rated heat output of a supplementary heater Psup is equal to the supplementary capacity for heating sup(Tj).

Contact details

ALPENTA s.r.o., Piletická 486, Hradec Králové, Česká republika, www.alpenta.com

ECODESIGN INFORMATION DATASHEET FOR LOW TEMPERATURE SPACE HEATER
Additional Information requirements of regulation: (EU) 811/2013

Supplier's model identifier	SAC3-18CH-2PP3E
-----------------------------	------------------------

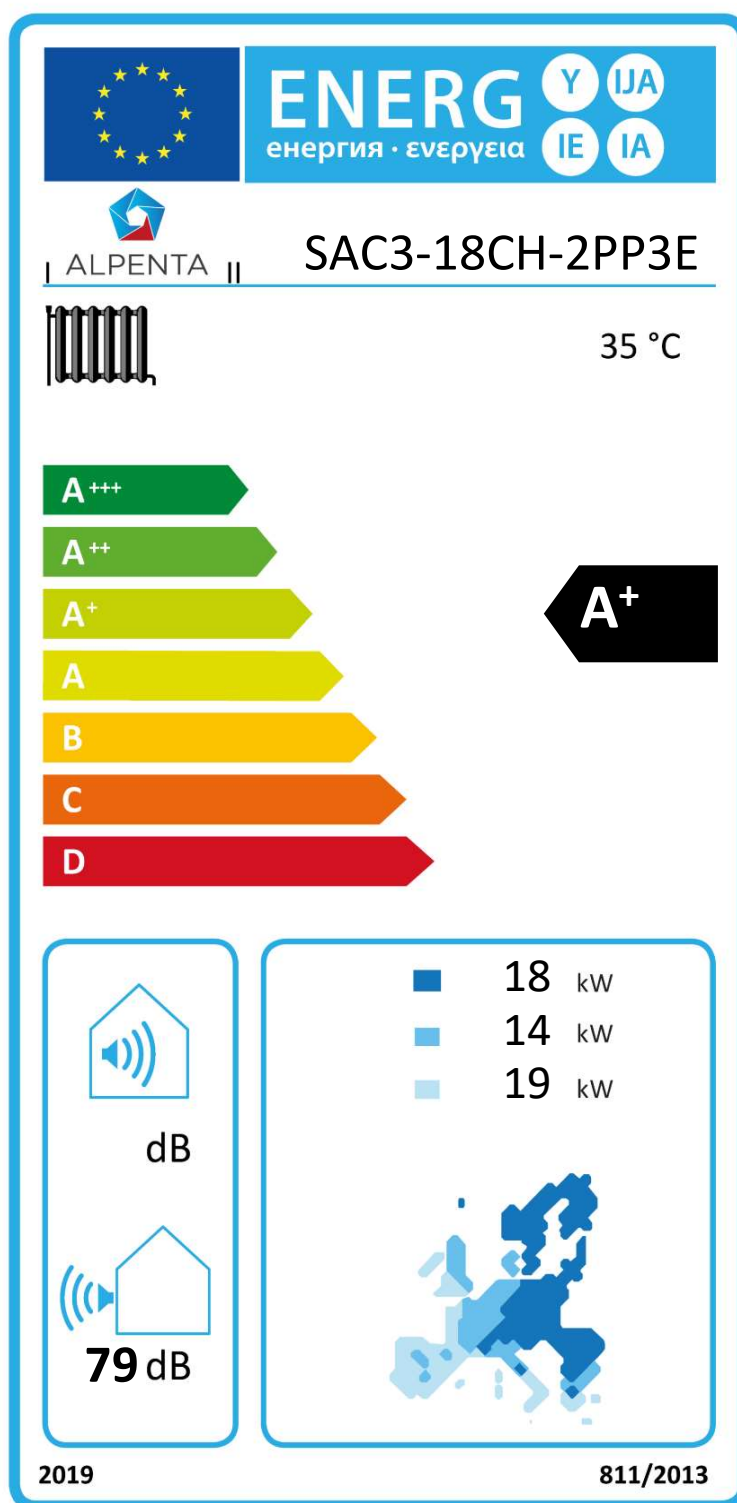
Average climate conditions			
Seasonal space heating energy efficiency class	A+		
Rated heat output, including any supplementary heater	kW	18	
Seasonal space heating energy efficiency	%	147	
Annual energy consumption	kWh	10 070	

Colder climate conditions			
Rated heat output, including any supplementary heater	kW	14	
Seasonal space heating energy efficiency	%	121	
Annual energy consumption	kWh	11 251	

Warmer climate conditions			
Rated heat output, including any supplementary heater	kW	19	
Seasonal space heating energy efficiency	%	180	
Annual energy consumption	kWh	5 593	

Any specific precautions that shall be taken when the space heater is assembled, installed or maintained	Follow Installation and operating instruction delivered with the unit.
--	--

Contact details
ALPENTA s.r.o., Piletická 486, Hradec Králové, Česká republika, www.alpenta.com



Contact details

ALPENTA s.r.o., Piletická 486, Hradec Králové, Česká republika, www.alpenta.com

ECODESIGN INFORMATION DATASHEET FOR LOW TEMPERATURE SPACE HEATER
Information requirements of regulation: (EU) 813/2013

Model	SAC3-23CH-2PP3E		
Air-to-Water heat pump	Yes		
Water-to-Water heat pump	No		
Brine-to-Water heat pump	No		
Low-temperature heat pump	Yes		
Equipped with supplementary heater	No		
Heat pump combination heater	No		

Parameters declared for average climate conditions in accordance with EN 14511:2018 and EN 14825:2018

Rated heat output(*)	Prated	kW	23
Seasonal Space Heating Energy Efficiency	$\eta_{s,h}$	%	158

Declared capacity (Pdh) and coefficient of performance (COPd) for heating for part load at indoor temperature 20 °C and outdoor temperature Tj

Tj = -7 °C	Pdh	kW	18,6
	COPd		3,00
Tj = 2 °C	Pdh	kW	13,1
	COPd		4,13
Tj = 7 °C	Pdh	kW	15,3
	COPd		5,19
Tj = 12 °C	Pdh	kW	18,1
	COPd		6,56
Tj = Operation limit temperature - air-to-water heat pumps: Tj = -15 °C (if TOL < -20 °C)	Pdh	kW	14,3
	COPd		2,23
Tj = Bivalent temperature	Pdh	kW	19,2
	COPd		3,17
Bivalent temperature	Tbiv	°C	-6
Operation limit temperature	TOL		-25
Cycling interval	Pcych	kW	-
	COPcyc		-
Degradation co-efficient	Cdh		0,9
Heating water operating limit temperature	WTOL	°C	55

Power consumption in modes other than active mode

Off mode	P _{OFF}		0,00
Thermostat off-mode	P _{TO}		0,15
Standby mode	P _{SB}		0,15
Crankcase heater mode	P _{CK}		0,00

Supplementary heater

Rated heat output	P _{sup}	kW	5,8
Type of energy input			Electrical

Other items

Capacity control			Fixed
Sound power level, indoors/ outdoors	L _{WA}	dB	-/79,1
Emissions of nitrogen oxides	NO _x	mg/kWh	0
Rated air flow rate, outdoors	-	m ³ /h	13 270
Rated brine or water flow rate, outdoor heat exchanger	-	m ³ /h	0

*For heat pump space heaters and heat pump combination heaters, the rated heat output Prated is equal to the design load for heating Pdesignh, and the rated heat output of a supplementary heater Psup is equal to the supplementary capacity for heating sup(Tj).

Contact details

ALPENTA s.r.o., Piletická 486, Hradec Králové, Česká republika, www.alpenta.com

ECODESIGN INFORMATION DATASHEET FOR LOW TEMPERATURE SPACE HEATER
Additional Information requirements of regulation: (EU) 811/2013

Supplier's model identifier	SAC3-23CH-2PP3E
-----------------------------	------------------------

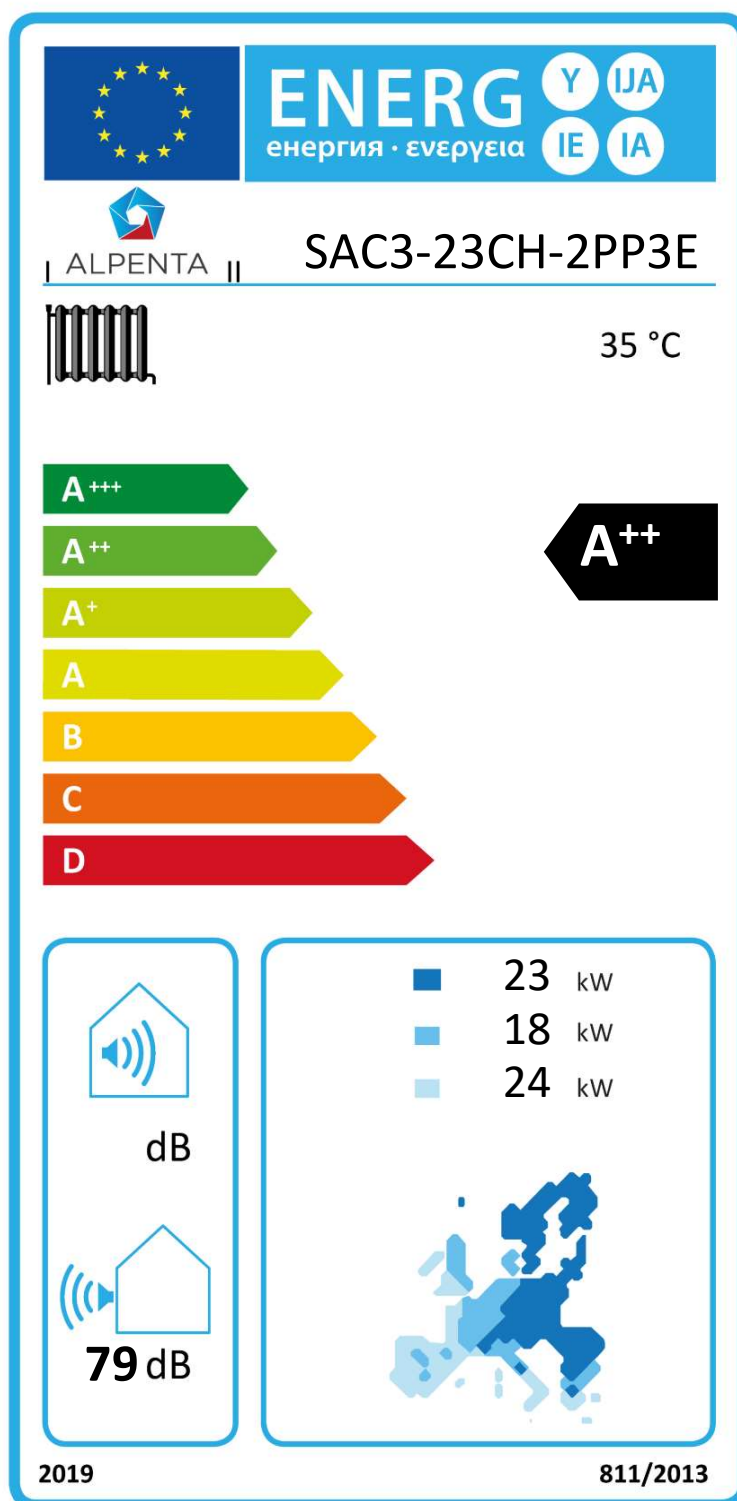
Average climate conditions			
Seasonal space heating energy efficiency class	A++		
Rated heat output, including any supplementary heater	kW	23	
Seasonal space heating energy efficiency	%	158	
Annual energy consumption	kWh	11 640	

Colder climate conditions			
Rated heat output, including any supplementary heater	kW	18	
Seasonal space heating energy efficiency	%	130	
Annual energy consumption	kWh	13 080	

Warmer climate conditions			
Rated heat output, including any supplementary heater	kW	24	
Seasonal space heating energy efficiency	%	188	
Annual energy consumption	kWh	6 566	

Any specific precautions that shall be taken when the space heater is assembled, installed or maintained	Follow Installation and operating instruction delivered with the unit.
--	--

Contact details
ALPENTA s.r.o., Piletická 486, Hradec Králové, Česká republika, www.alpenta.com



Contact details

ALPENTA s.r.o., Piletická 486, Hradec Králové, Česká republika, www.alpenta.com

ECODESIGN INFORMATION DATASHEET FOR LOW TEMPERATURE SPACE HEATER


Information requirements of regulation: (EU) 813/2013

Model	SAC3-27CH-2PP4E
Air-to-Water heat pump	Yes
Water-to-Water heat pump	No
Brine-to-Water heat pump	No
Low-temperature heat pump	Yes
Equipped with supplementary heater	No
Heat pump combination heater	No

Parameters declared for average climate conditions in accordance with EN 14511:2018 and EN 14825:2018

Rated heat output(*)	Prated	kW	27
Seasonal Space Heating Energy Efficiency	$\eta_{s,h}$	%	161

Declared capacity (Pdh) and coefficient of performance (COPd) for heating for part load at indoor temperature 20 °C and outdoor temperature Tj

Tj = -7 °C	Pdh	kW	22,4
	COPd		3,18
Tj = 2 °C	Pdh	kW	15,3
	COPd		4,34
Tj = 7 °C	Pdh	kW	15,6
	COPd		4,68
Tj = 12 °C	Pdh	kW	21,0
	COPd		6,89
Tj = Operation limit temperature - air-to-water heat pumps: Tj = -15 °C (if TOL < -20 °C)	Pdh	kW	17,7
	COPd		2,44
Tj = Bivalent temperature	Pdh	kW	23,1
	COPd		3,36
Bivalent temperature	Tbiv	°C	-6
Operation limit temperature	TOL		-25
Cycling interval	Pcych	kW	-
	COPcyc		-
Degradation co-efficient	Cdh		0,9
Heating water operating limit temperature	WTOL	°C	55

Power consumption in modes other than active mode

Off mode	P _{OFF}		0,00
Thermostat off-mode	P _{TO}		0,15
Standby mode	P _{SB}		0,15
Crankcase heater mode	P _{CK}		0,00

Supplementary heater

Rated heat output	P _{sup}	kW	6,7
Type of energy input			Electrical

Other items

Capacity control			Fixed
Sound power level, indoors/ outdoors	L _{WA}	dB	-/78,9
Emissions of nitrogen oxides	NO _x	mg/kWh	0
Rated air flow rate, outdoors	-	m ³ /h	13 063
Rated brine or water flow rate, outdoor heat exchanger	-	m ³ /h	0

*For heat pump space heaters and heat pump combination heaters, the rated heat output Prated is equal to the design load for heating Pdesignh, and the rated heat output of a supplementary heater Psup is equal to the supplementary capacity for heating sup(Tj).

Contact details

ALPENTA s.r.o., Piletická 486, Hradec Králové, Česká republika, www.alpenta.com

ECODESIGN INFORMATION DATASHEET FOR LOW TEMPERATURE SPACE HEATER
Additional Information requirements of regulation: (EU) 811/2013

Supplier's model identifier	SAC3-27CH-2PP4E
-----------------------------	------------------------

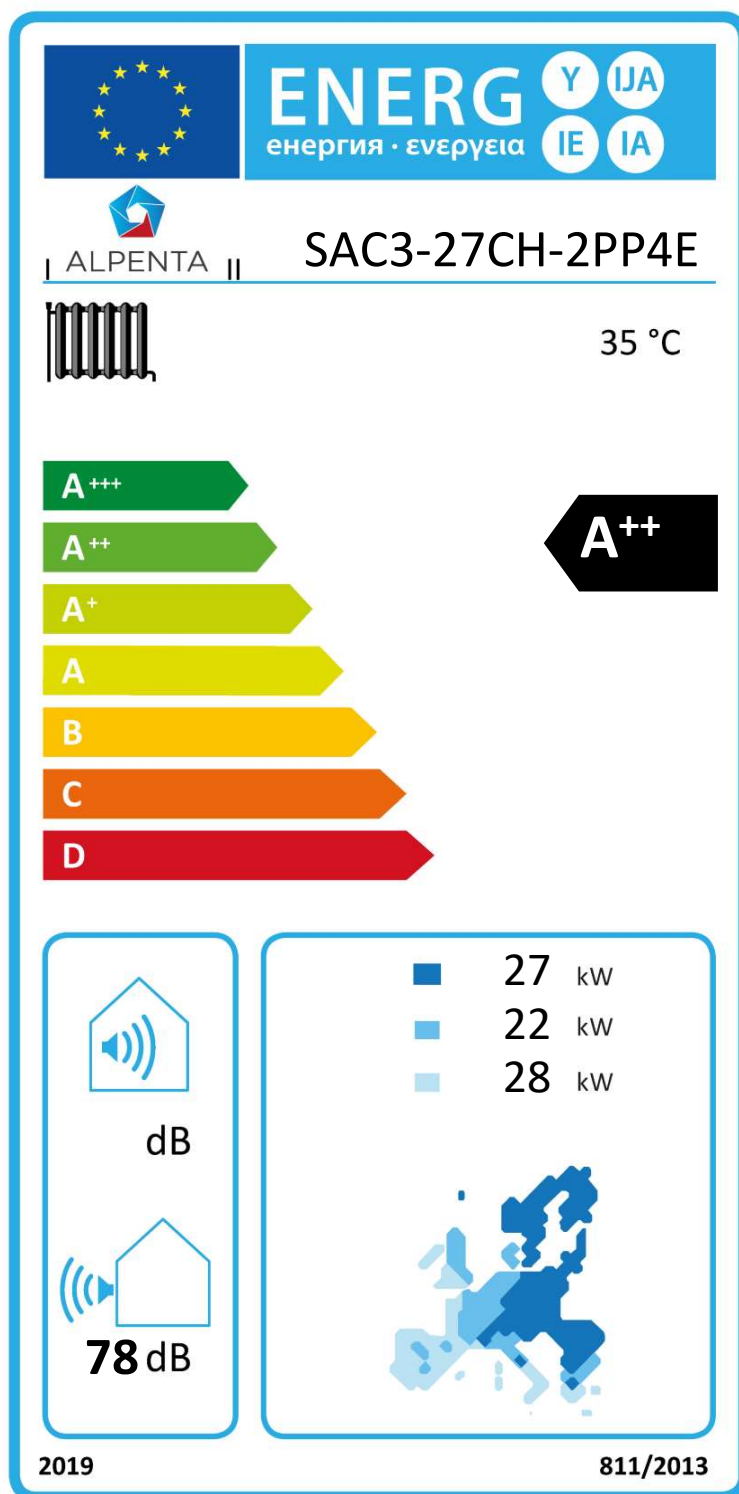
Average climate conditions			
Seasonal space heating energy efficiency class	A++		
Rated heat output, including any supplementary heater	kW	27	
Seasonal space heating energy efficiency	%	161	
Annual energy consumption	kWh	13 699	

Colder climate conditions			
Rated heat output, including any supplementary heater	kW	22	
Seasonal space heating energy efficiency	%	139	
Annual energy consumption	kWh	15 177	

Warmer climate conditions			
Rated heat output, including any supplementary heater	kW	28	
Seasonal space heating energy efficiency	%	198	
Annual energy consumption	kWh	7 448	

Any specific precautions that shall be taken when the space heater is assembled, installed or maintained	Follow Installation and operating instruction delivered with the unit.
--	--

Contact details
ALPENTA s.r.o., Piletická 486, Hradec Králové, Česká republika, www.alpenta.com



Contact details

ALPENTA s.r.o., Piletická 486, Hradec Králové, Česká republika, www.alpenta.com

ECODESIGN INFORMATION DATASHEET FOR LOW TEMPERATURE SPACE HEATER


Information requirements of regulation: (EU) 813/2013

Model	SAC4-31CH-2PP3E
Air-to-Water heat pump	Yes
Water-to-Water heat pump	No
Brine-to-Water heat pump	No
Low-temperature heat pump	Yes
Equipped with supplementary heater	No
Heat pump combination heater	No

Parameters declared for average climate conditions in accordance with EN 14511:2018 and EN 14825:2018

Rated heat output(*)	Prated	kW	32
Seasonal Space Heating Energy Efficiency	$\eta_{s,h}$	%	139

Declared capacity (Pdh) and coefficient of performance (COPd) for heating for part load at indoor temperature 20 °C and outdoor temperature Tj

Tj = -7 °C	Pdh	kW	26,5
	COPd		2,97
Tj = 2 °C	Pdh	kW	17,9
	COPd		3,59
Tj = 7 °C	Pdh	kW	20,9
	COPd		4,37
Tj = 12 °C	Pdh	kW	24,3
	COPd		5,27
Tj = Operation limit temperature - air-to-water heat pumps: Tj = -15 °C (if TOL < -20 °C)	Pdh	kW	21,1
	COPd		2,32
Tj = Bivalent temperature	Pdh	kW	27,3
	COPd		3,12
Bivalent temperature	Tbiv	°C	-6
Operation limit temperature	TOL		-25
Cycling interval	Pcych	kW	-
	COPcyc		-
Degradation co-efficient	Cdh		0,9
Heating water operating limit temperature	WTOL	°C	55

Power consumption in modes other than active mode

Off mode	P _{OFF}		0,00
Thermostat off-mode	P _{TO}		0,15
Standby mode	P _{SB}		0,15
Crankcase heater mode	P _{CK}		0,00

Supplementary heater

Rated heat output	P _{sup}	kW	8,0
Type of energy input			Electrical

Other items

Capacity control			Fixed
Sound power level, indoors/ outdoors	L _{WA}	dB	-/81
Emissions of nitrogen oxides	NO _x	mg/kWh	0
Rated air flow rate, outdoors	-	m ³ /h	25 317
Rated brine or water flow rate, outdoor heat exchanger	-	m ³ /h	0

*For heat pump space heaters and heat pump combination heaters, the rated heat output Prated is equal to the design load for heating Pdesignh, and the rated heat output of a supplementary heater Psup is equal to the supplementary capacity for heating sup(Tj).

Contact details

ALPENTA s.r.o., Piletická 486, Hradec Králové, Česká republika, www.alpenta.com

ECODESIGN INFORMATION DATASHEET FOR LOW TEMPERATURE SPACE HEATER
Additional Information requirements of regulation: (EU) 811/2013

Supplier's model identifier	SAC4-31CH-2PP3E
-----------------------------	------------------------

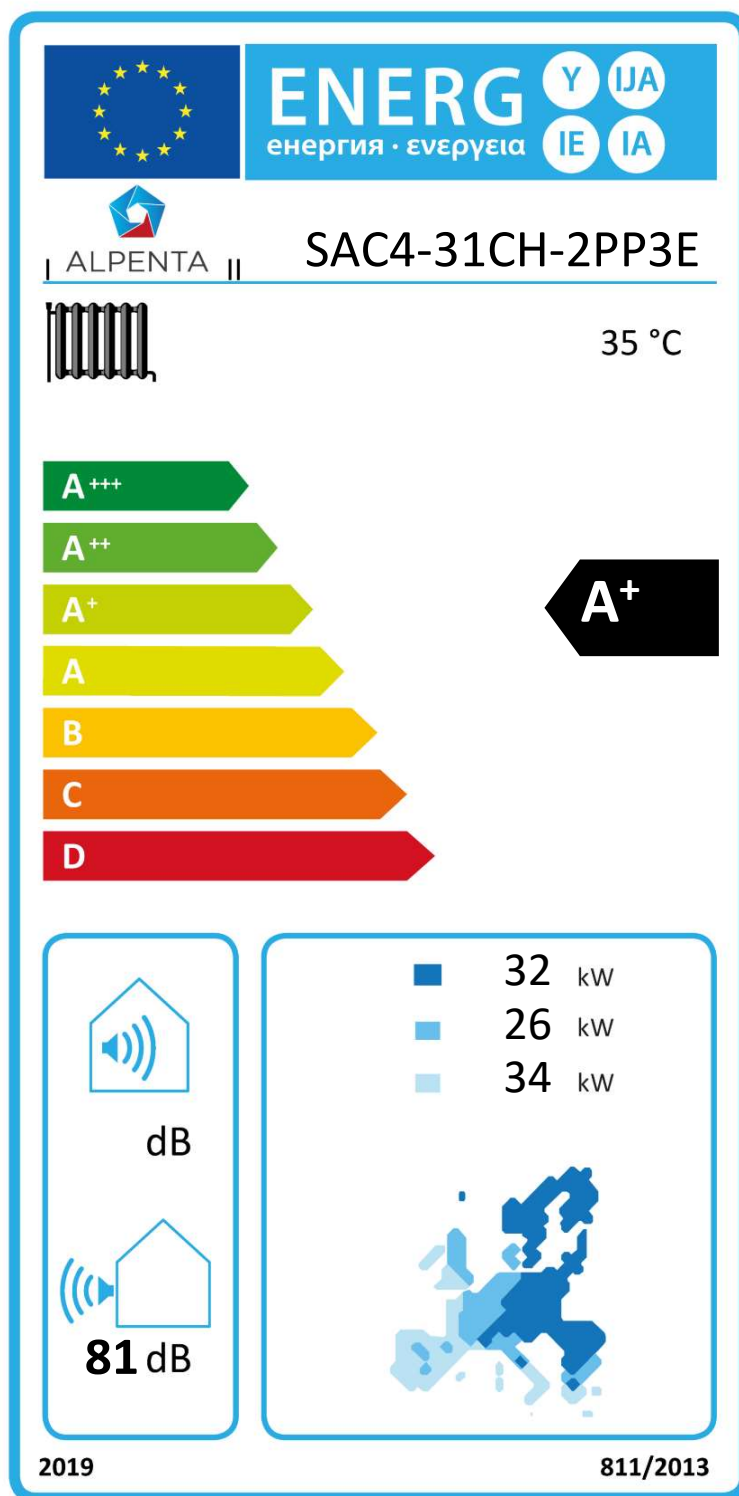
Average climate conditions			
Seasonal space heating energy efficiency class	A+		
Rated heat output, including any supplementary heater	kW		32
Seasonal space heating energy efficiency	%		139
Annual energy consumption	kWh		18 698

Colder climate conditions			
Rated heat output, including any supplementary heater	kW		26
Seasonal space heating energy efficiency	%		120
Annual energy consumption	kWh		20 859

Warmer climate conditions			
Rated heat output, including any supplementary heater	kW		34
Seasonal space heating energy efficiency	%		166
Annual energy consumption	kWh		10 475

Any specific precautions that shall be taken when the space heater is assembled, installed or maintained	Follow Installation and operating instruction delivered with the unit.
--	--

Contact details
ALPENTA s.r.o., Piletická 486, Hradec Králové, Česká republika, www.alpenta.com



Contact details

ALPENTA s.r.o., Piletická 486, Hradec Králové, Česká republika, www.alpenta.com

ECODESIGN INFORMATION DATASHEET FOR LOW TEMPERATURE SPACE HEATER


Information requirements of regulation: (EU) 813/2013

Model	SAC4-36CH-2PP3E
Air-to-Water heat pump	Yes
Water-to-Water heat pump	No
Brine-to-Water heat pump	No
Low-temperature heat pump	Yes
Equipped with supplementary heater	No
Heat pump combination heater	No

Parameters declared for average climate conditions in accordance with EN 14511:2018 and EN 14825:2018

Rated heat output(*)	Prated	kW	36
Seasonal Space Heating Energy Efficiency	$\eta_{s,h}$	%	147

Declared capacity (Pdh) and coefficient of performance (COPd) for heating for part load at indoor temperature 20 °C and outdoor temperature Tj

Tj = -7 °C	Pdh	kW	29,9
	COPd		3,08
Tj = 2 °C	Pdh	kW	20,5
	COPd		3,82
Tj = 7 °C	Pdh	kW	23,8
	COPd		4,62
Tj = 12 °C	Pdh	kW	27,6
	COPd		5,55
Tj = Operation limit temperature - air-to-water heat pumps: Tj = -15 °C (if TOL < -20 °C)	Pdh	kW	23,7
	COPd		2,41
Tj = Bivalent temperature	Pdh	kW	30,8
	COPd		3,23
Bivalent temperature	Tbiv	°C	-6
Operation limit temperature	TOL		-25
Cycling interval	Pcych	kW	-
	COPcyc		-
Degradation co-efficient	Cdh		0,9
Heating water operating limit temperature	WTOL	°C	55

Power consumption in modes other than active mode

Off mode	P _{OFF}		0,00
Thermostat off-mode	P _{TO}		0,15
Standby mode	P _{SB}		0,15
Crankcase heater mode	P _{CK}		0,00

Supplementary heater

Rated heat output	P _{sup}	kW	9,0
Type of energy input			Electrical

Other items

Capacity control			Fixed
Sound power level, indoors/ outdoors	L _{WA}	dB	-/81
Emissions of nitrogen oxides	NO _x	mg/kWh	0
Rated air flow rate, outdoors	-	m ³ /h	25 317
Rated brine or water flow rate, outdoor heat exchanger	-	m ³ /h	0

*For heat pump space heaters and heat pump combination heaters, the rated heat output Prated is equal to the design load for heating Pdesignh, and the rated heat output of a supplementary heater Psup is equal to the supplementary capacity for heating sup(Tj).

Contact details

ALPENTA s.r.o., Piletická 486, Hradec Králové, Česká republika, www.alpenta.com

ECODESIGN INFORMATION DATASHEET FOR LOW TEMPERATURE SPACE HEATER
Additional Information requirements of regulation: (EU) 811/2013

Supplier's model identifier	SAC4-36CH-2PP3E
-----------------------------	------------------------

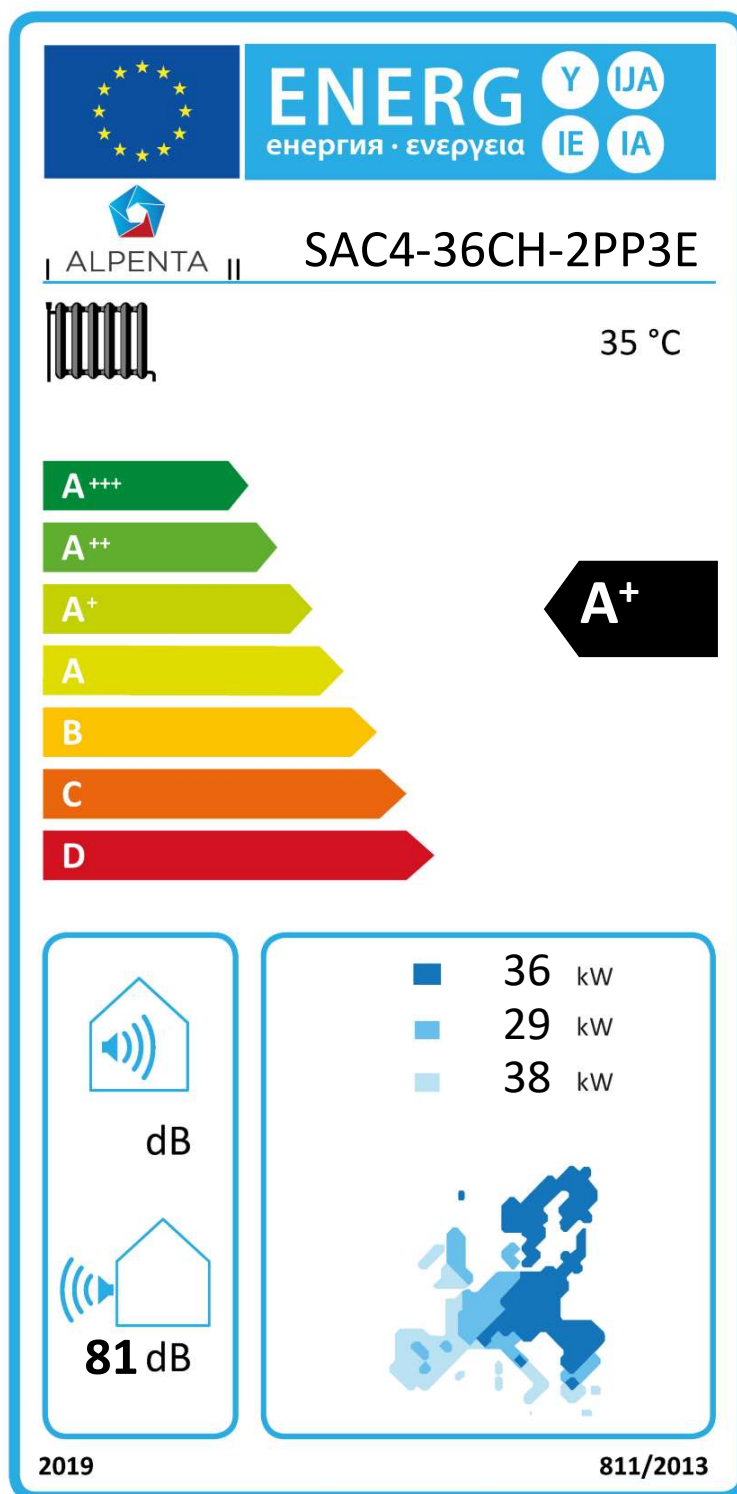
Average climate conditions			
Seasonal space heating energy efficiency class	A+		
Rated heat output, including any supplementary heater	kW		36
Seasonal space heating energy efficiency	%		147
Annual energy consumption	kWh		20 026

Colder climate conditions			
Rated heat output, including any supplementary heater	kW		29
Seasonal space heating energy efficiency	%		126
Annual energy consumption	kWh		22 343

Warmer climate conditions			
Rated heat output, including any supplementary heater	kW		38
Seasonal space heating energy efficiency	%		173
Annual energy consumption	kWh		11 371

Any specific precautions that shall be taken when the space heater is assembled, installed or maintained	Follow Installation and operating instruction delivered with the unit.
--	--

Contact details
ALPENTA s.r.o., Piletická 486, Hradec Králové, Česká republika, www.alpenta.com



Contact details

ALPENTA s.r.o., Piletická 486, Hradec Králové, Česká republika, www.alpenta.com

ECODESIGN INFORMATION DATASHEET FOR LOW TEMPERATURE SPACE HEATER


Information requirements of regulation: (EU) 813/2013

Model	SAC4-46CH-2PP4E
Air-to-Water heat pump	Yes
Water-to-Water heat pump	No
Brine-to-Water heat pump	No
Low-temperature heat pump	Yes
Equipped with supplementary heater	No
Heat pump combination heater	No

Parameters declared for average climate conditions in accordance with EN 14511:2018 and EN 14825:2018

Rated heat output(*)	Prated	kW	46
Seasonal Space Heating Energy Efficiency	$\eta_{s,h}$	%	152

Declared capacity (Pdh) and coefficient of performance (COPd) for heating for part load at indoor temperature 20 °C and outdoor temperature Tj

Tj = -7 °C	Pdh	kW	38,0
	COPd		3,13
Tj = 2 °C	Pdh	kW	25,9
	COPd		3,95
Tj = 7 °C	Pdh	kW	30,2
	COPd		4,78
Tj = 12 °C	Pdh	kW	35,3
	COPd		5,75
Tj = Operation limit temperature - air-to-water heat pumps: Tj = -15 °C (if TOL < -20 °C)	Pdh	kW	30,1
	COPd		2,45
Tj = Bivalent temperature	Pdh	kW	39,1
	COPd		3,28
Bivalent temperature	Tbiv	°C	-6
Operation limit temperature	TOL		-25
Cycling interval	Pcych	kW	-
	COPcyc		-
Degradation co-efficient	Cdh		0,9
Heating water operating limit temperature	WTOL	°C	55

Power consumption in modes other than active mode

Off mode	P _{OFF}		0,00
Thermostat off-mode	P _{TO}		0,15
Standby mode	P _{SB}		0,15
Crankcase heater mode	P _{CK}		0,00

Supplementary heater

Rated heat output	P _{sup}	kW	11,4
Type of energy input			Electrical

Other items

Capacity control			Fixed
Sound power level, indoors/ outdoors	L _{WA}	dB	-/80,4
Emissions of nitrogen oxides	NO _x	mg/kWh	0
Rated air flow rate, outdoors	-	m ³ /h	24 615
Rated brine or water flow rate, outdoor heat exchanger	-	m ³ /h	0

*For heat pump space heaters and heat pump combination heaters, the rated heat output Prated is equal to the design load for heating Pdesignh, and the rated heat output of a supplementary heater Psup is equal to the supplementary capacity for heating sup(Tj).

Contact details

ALPENTA s.r.o., Piletická 486, Hradec Králové, Česká republika, www.alpenta.com

ECODESIGN INFORMATION DATASHEET FOR LOW TEMPERATURE SPACE HEATER
Additional Information requirements of regulation: (EU) 811/2013

Supplier's model identifier	SAC4-46CH-2PP4E
-----------------------------	------------------------

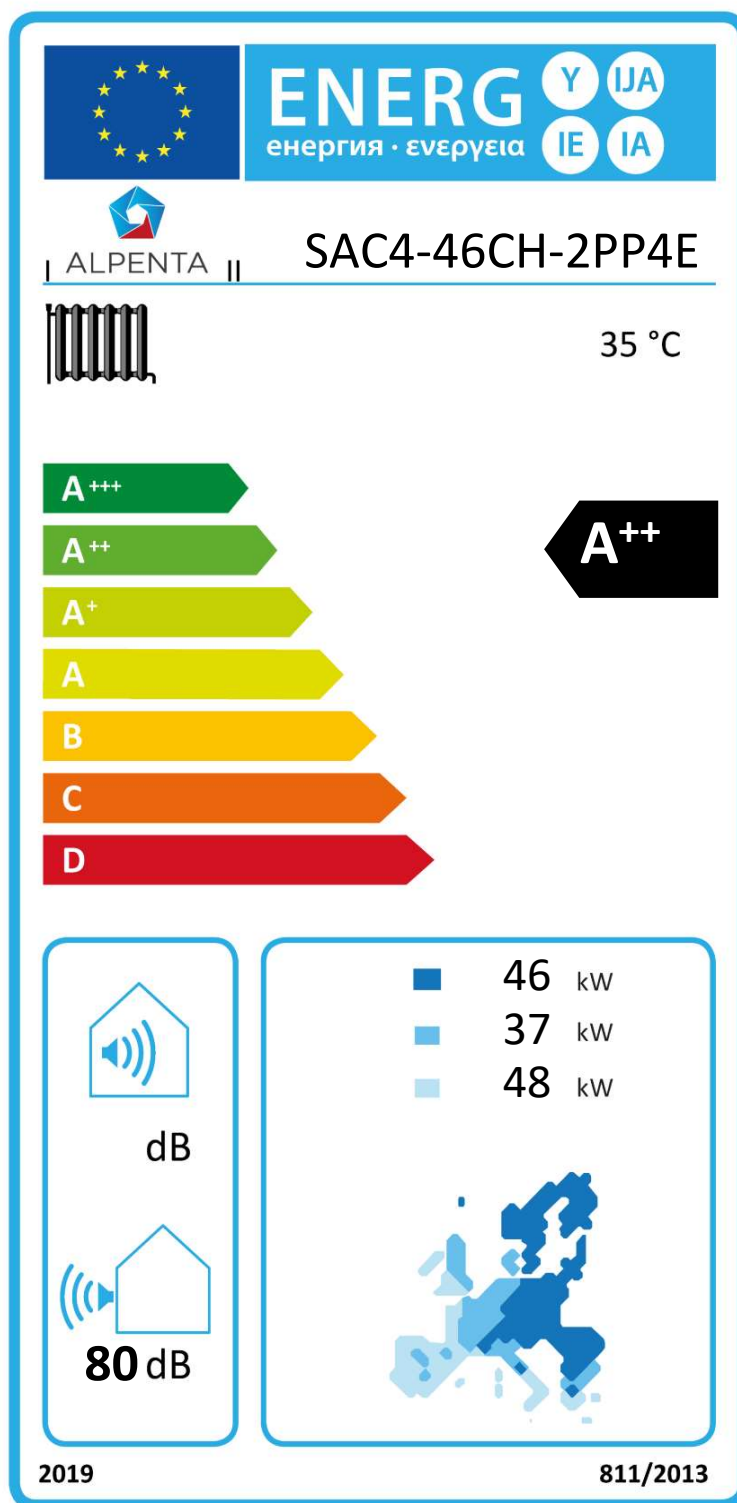
Average climate conditions			
Seasonal space heating energy efficiency class	A++		
Rated heat output, including any supplementary heater	kW		46
Seasonal space heating energy efficiency	%		152
Annual energy consumption	kWh		24 676

Colder climate conditions			
Rated heat output, including any supplementary heater	kW		37
Seasonal space heating energy efficiency	%		128
Annual energy consumption	kWh		27 902

Warmer climate conditions			
Rated heat output, including any supplementary heater	kW		48
Seasonal space heating energy efficiency	%		178
Annual energy consumption	kWh		14 043

Any specific precautions that shall be taken when the space heater is assembled, installed or maintained	Follow Installation and operating instruction delivered with the unit.
--	--

Contact details
ALPENTA s.r.o., Piletická 486, Hradec Králové, Česká republika, www.alpenta.com



Contact details

ALPENTA s.r.o., Piletická 486, Hradec Králové, Česká republika, www.alpenta.com

ECODESIGN INFORMATION DATASHEET FOR LOW TEMPERATURE SPACE HEATER
Information requirements of regulation: (EU) 813/2013

Model	SAC5-54CH-2PP3E
Air-to-Water heat pump	Yes
Water-to-Water heat pump	No
Brine-to-Water heat pump	No
Low-temperature heat pump	Yes
Equipped with supplementary heater	No
Heat pump combination heater	No

Parameters declared for average climate conditions in accordance with EN 14511:2018 and EN 14825:2018

Rated heat output(*)	Prated	kW	55
Seasonal Space Heating Energy Efficiency	$\eta_{s,h}$	%	135

Declared capacity (Pdh) and coefficient of performance (COPd) for heating for part load at indoor temperature 20 °C and outdoor temperature Tj

Tj = -7 °C	Pdh	kW	45,2
	COPd		2,95
Tj = 2 °C	Pdh	kW	30,5
	COPd		3,48
Tj = 7 °C	Pdh	kW	35,5
	COPd		4,19
Tj = 12 °C	Pdh	kW	41,6
	COPd		5,04
Tj = Operation limit temperature - air-to-water heat pumps: Tj = -15 °C (if TOL < -20 °C)	Pdh	kW	35,7
	COPd		2,30
Tj = Bivalent temperature	Pdh	kW	46,6
	COPd		3,10
Bivalent temperature	Tbiv	°C	-6
Operation limit temperature	TOL		-25
Cycling interval	Pcych	kW	-
	COPcyc		-
Degradation co-efficient	Cdh		0,9
Heating water operating limit temperature	WTOL	°C	55

Power consumption in modes other than active mode

Off mode	P _{OFF}		0,00
Thermostat off-mode	P _{TO}		0,15
Standby mode	P _{SB}		0,15
Crankcase heater mode	P _{CK}		0,00

Supplementary heater

Rated heat output	P _{sup}	kW	13,7
Type of energy input			Electrical

Other items

Capacity control			Fixed
Sound power level, indoors/ outdoors	L _{WA}	dB	-/86,7
Emissions of nitrogen oxides	NO _x	mg/kWh	0
Rated air flow rate, outdoors	-	m ³ /h	33 409
Rated brine or water flow rate, outdoor heat exchanger	-	m ³ /h	0

*For heat pump space heaters and heat pump combination heaters, the rated heat output Prated is equal to the design load for heating Pdesignh, and the rated heat output of a supplementary heater Psup is equal to the supplementary capacity for heating sup(Tj).

Contact details

ALPENTA s.r.o., Piletická 486, Hradec Králové, Česká republika, www.alpenta.com

ECODESIGN INFORMATION DATASHEET FOR LOW TEMPERATURE SPACE HEATER
Additional Information requirements of regulation: (EU) 811/2013

Supplier's model identifier	SAC5-54CH-2PP3E
-----------------------------	------------------------

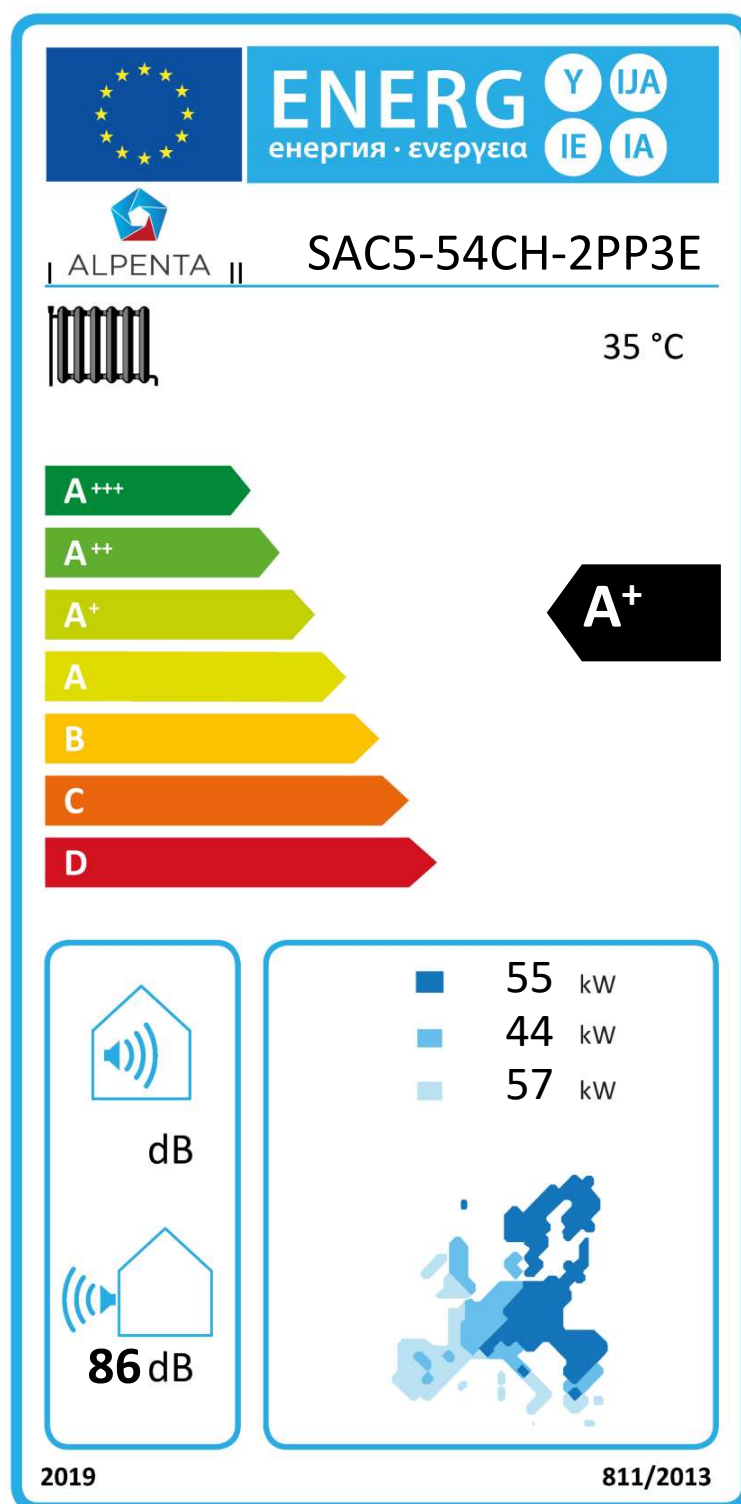
Average climate conditions			
Seasonal space heating energy efficiency class	A+		
Rated heat output, including any supplementary heater	kW	55	
Seasonal space heating energy efficiency	%	135	
Annual energy consumption	kWh	32 879	

Colder climate conditions			
Rated heat output, including any supplementary heater	kW	44	
Seasonal space heating energy efficiency	%	116	
Annual energy consumption	kWh	36 414	

Warmer climate conditions			
Rated heat output, including any supplementary heater	kW	57	
Seasonal space heating energy efficiency	%	162	
Annual energy consumption	kWh	18 368	

Any specific precautions that shall be taken when the space heater is assembled, installed or maintained	Follow Installation and operating instruction delivered with the unit.
--	--

Contact details
ALPENTA s.r.o., Piletická 486, Hradec Králové, Česká republika, www.alpenta.com



Contact details

ALPENTA s.r.o., Piletická 486, Hradec Králové, Česká republika, www.alpenta.com

ECODESIGN INFORMATION DATASHEET FOR LOW TEMPERATURE SPACE HEATER
Information requirements of regulation: (EU) 813/2013

Model	SAC5-59CH-2PP3E
Air-to-Water heat pump	Yes
Water-to-Water heat pump	No
Brine-to-Water heat pump	No
Low-temperature heat pump	Yes
Equipped with supplementary heater	No
Heat pump combination heater	No

Parameters declared for average climate conditions in accordance with EN 14511:2018 and EN 14825:2018

Rated heat output(*)	Prated	kW	60
Seasonal Space Heating Energy Efficiency	$\eta_{s,h}$	%	140

Declared capacity (Pdh) and coefficient of performance (COPd) for heating for part load at indoor temperature 20 °C and outdoor temperature Tj

Tj = -7 °C	Pdh	kW	49,4
	COPd		2,98
Tj = 2 °C	Pdh	kW	33,6
	COPd		3,62
Tj = 7 °C	Pdh	kW	39,2
	COPd		4,39
Tj = 12 °C	Pdh	kW	46,1
	COPd		5,34
Tj = Operation limit temperature - air-to-water heat pumps: Tj = -15 °C (if TOL < -20 °C)	Pdh	kW	38,9
	COPd		2,31
Tj = Bivalent temperature	Pdh	kW	51,0
	COPd		3,14
Bivalent temperature	Tbiv	°C	-6
Operation limit temperature	TOL		-25
Cycling interval	Pcych	kW	-
	COPcyc		-
Degradation co-efficient	Cdh		0,9
Heating water operating limit temperature	WTOL	°C	55

Power consumption in modes other than active mode

Off mode	P _{OFF}		0,00
Thermostat off-mode	P _{TO}		0,15
Standby mode	P _{SB}		0,15
Crankcase heater mode	P _{CK}		0,00

Supplementary heater

Rated heat output	P _{sup}	kW	15,1
Type of energy input			Electrical

Other items

Capacity control			Fixed
Sound power level, indoors/ outdoors	L _{WA}	dB	-/86,7
Emissions of nitrogen oxides	NO _x	mg/kWh	0
Rated air flow rate, outdoors	-	m ³ /h	33 409
Rated brine or water flow rate, outdoor heat exchanger	-	m ³ /h	0

*For heat pump space heaters and heat pump combination heaters, the rated heat output Prated is equal to the design load for heating Pdesignh, and the rated heat output of a supplementary heater Psup is equal to the supplementary capacity for heating sup(Tj).

Contact details

ALPENTA s.r.o., Piletická 486, Hradec Králové, Česká republika, www.alpenta.com

ECODESIGN INFORMATION DATASHEET FOR LOW TEMPERATURE SPACE HEATER
Additional Information requirements of regulation: (EU) 811/2013

Supplier's model identifier	SAC5-59CH-2PP3E
-----------------------------	------------------------


Average climate conditions			
Seasonal space heating energy efficiency class	A+		
Rated heat output, including any supplementary heater	kW	60	
Seasonal space heating energy efficiency	%	140	
Annual energy consumption	kWh	34 717	

Colder climate conditions			
Rated heat output, including any supplementary heater	kW	48	
Seasonal space heating energy efficiency	%	120	
Annual energy consumption	kWh	38 618	

Warmer climate conditions			
Rated heat output, including any supplementary heater	kW	62	
Seasonal space heating energy efficiency	%	168	
Annual energy consumption	kWh	19 341	


Any specific precautions that shall be taken when the space heater is assembled, installed or maintained	Follow Installation and operating instruction delivered with the unit.
--	--


Contact details
ALPENTA s.r.o., Piletická 486, Hradec Králové, Česká republika, www.alpenta.com



ENERG


енергия · ενεργεια






ALPENTA


SAC5-59CH-2PP3E




35 °C



A⁺



dB




86 dB

60 kW

48 kW

62 kW



2019

811/2013

Contact details

ALPENTA s.r.o., Piletická 486, Hradec Králové, Česká republika, www.alpenta.com

ECODESIGN INFORMATION DATASHEET FOR LOW TEMPERATURE SPACE HEATER


Information requirements of regulation: (EU) 813/2013

Model	SAC5-68CH-2PP4E
Air-to-Water heat pump	Yes
Water-to-Water heat pump	No
Brine-to-Water heat pump	No
Low-temperature heat pump	Yes
Equipped with supplementary heater	No
Heat pump combination heater	No

Parameters declared for average climate conditions in accordance with EN 14511:2018 and EN 14825:2018			
Rated heat output(*)	Prated	kW	69
Seasonal Space Heating Energy Efficiency	$\eta_{s,h}$	%	145

Declared capacity (Pdh) and coefficient of performance (COPd) for heating for part load at indoor temperature 20 °C and outdoor temperature Tj			
Tj = -7 °C	Pdh	kW	56,4
	COPd		3,11
Tj = 2 °C	Pdh	kW	38,4
	COPd		3,76
Tj = 7 °C	Pdh	kW	44,6
	COPd		4,50
Tj = 12 °C	Pdh	kW	52,2
	COPd		5,38
Tj = Operation limit temperature - air-to-water heat pumps: Tj = -15 °C (if TOL < -20 °C)	Pdh	kW	44,4
	COPd		2,42
Tj = Bivalent temperature	Pdh	kW	58,2
	COPd		3,26
Bivalent temperature	Tbiv	°C	-6
Operation limit temperature	TOL		-25
Cycling interval	Pcych	kW	-
	COPcyc		-
Degradation co-efficient	Cdh		0,9
Heating water operating limit temperature	WTOL	°C	55

Power consumption in modes other than active mode			
Off mode	P _{OFF}		0,00
Thermostat off-mode	P _{TO}		0,15
Standby mode	P _{SB}		0,15
Crankcase heater mode	P _{CK}		0,00

Supplementary heater			
Rated heat output	P _{sup}	kW	17,2
Type of energy input			Electrical

Other items			
Capacity control			Fixed
Sound power level, indoors/ outdoors	L _{WA}	dB	-/86,7
Emissions of nitrogen oxides	NO _x	mg/kWh	0
Rated air flow rate, outdoors	-	m ³ /h	33 196
Rated brine or water flow rate, outdoor heat exchanger	-	m ³ /h	0

*For heat pump space heaters and heat pump combination heaters, the rated heat output Prated is equal to the design load for heating Pdesignh, and the rated heat output of a supplementary heater Psup is equal to the supplementary capacity for heating sup(Tj).

Contact details
ALPENTA s.r.o., Piletická 486, Hradec Králové, Česká republika, www.alpenta.com

ECODESIGN INFORMATION DATASHEET FOR LOW TEMPERATURE SPACE HEATER
Additional Information requirements of regulation: (EU) 811/2013

Supplier's model identifier	SAC5-68CH-2PP4E
-----------------------------	------------------------

Average climate conditions

Seasonal space heating energy efficiency class	A+		
Rated heat output, including any supplementary heater	kW		69
Seasonal space heating energy efficiency	%		145
Annual energy consumption	kWh		38 382

Colder climate conditions

Rated heat output, including any supplementary heater	kW		55
Seasonal space heating energy efficiency	%		124
Annual energy consumption	kWh		42 765

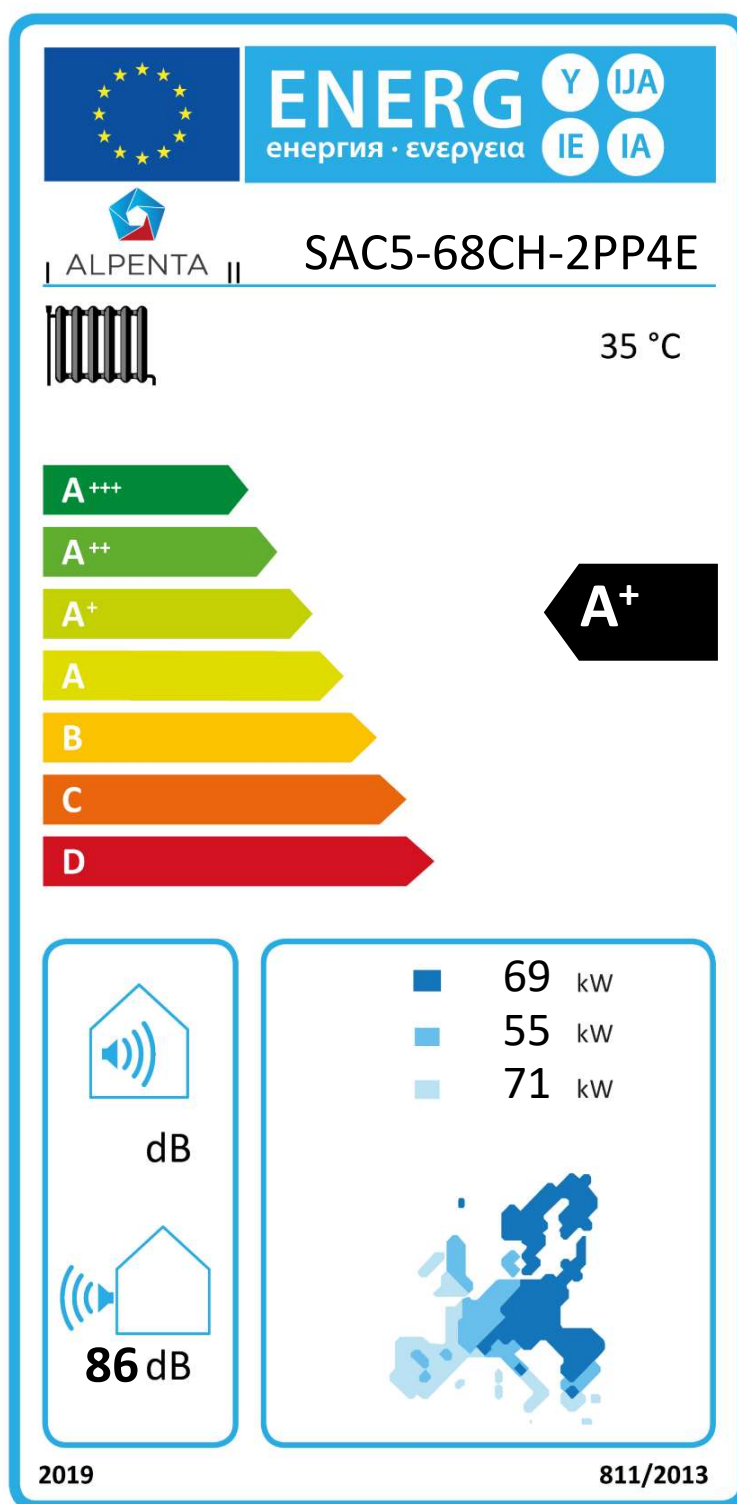
Warmer climate conditions

Rated heat output, including any supplementary heater	kW		71
Seasonal space heating energy efficiency	%		171
Annual energy consumption	kWh		21 783

Any specific precautions that shall be taken when the space heater is assembled, installed or maintained	Follow Installation and operating instruction delivered with the unit.
--	--

Contact details

ALPENTA s.r.o., Piletická 486, Hradec Králové, Česká republika, www.alpenta.com



Contact details

ALPENTA s.r.o., Piletická 486, Hradec Králové, Česká republika, www.alpenta.com

ECODESIGN INFORMATION DATASHEET FOR LOW TEMPERATURE SPACE HEATER


Information requirements of regulation: (EU) 813/2013

Model	SAC5-79CH-2PP4E
Air-to-Water heat pump	Yes
Water-to-Water heat pump	No
Brine-to-Water heat pump	No
Low-temperature heat pump	Yes
Equipped with supplementary heater	No
Heat pump combination heater	No

Parameters declared for average climate conditions in accordance with EN 14511:2018 and EN 14825:2018

Rated heat output(*)	Prated	kW	79
Seasonal Space Heating Energy Efficiency	$\eta_{s,h}$	%	148

Declared capacity (Pdh) and coefficient of performance (COPd) for heating for part load at indoor temperature 20 °C and outdoor temperature Tj

Tj = -7 °C	Pdh	kW	65,0
	COPd		3,12
Tj = 2 °C	Pdh	kW	44,7
	COPd		3,87
Tj = 7 °C	Pdh	kW	51,9
	COPd		4,65
Tj = 12 °C	Pdh	kW	60,6
	COPd		5,65
Tj = Operation limit temperature - air-to-water heat pumps: Tj = - 15 °C (if TOL < - 20 °C)	Pdh	kW	51,8
	COPd		2,47
Tj = Bivalent temperature	Pdh	kW	66,8
	COPd		3,14
Bivalent temperature	Tbiv	°C	-6
Operation limit temperature	TOL		-25
Cycling interval	Pcych	kW	-
	COPcyc		-
Degradation co-efficient	Cdh		0,9
Heating water operating limit temperature	WTOL	°C	55

Power consumption in modes other than active mode

Off mode	P _{OFF}		0,00
Thermostat off-mode	P _{TO}		0,15
Standby mode	P _{SB}		0,15
Crankcase heater mode	P _{CK}		0,00

Supplementary heater

Rated heat output	P _{sup}	kW	19,1
Type of energy input			Electrical

Other items

Capacity control			Fixed
Sound power level, indoors/ outdoors	L _{WA}	dB	-/86,7
Emissions of nitrogen oxides	NO _x	mg/kWh	0
Rated air flow rate, outdoors	-	m ³ /h	33 196
Rated brine or water flow rate, outdoor heat exchanger	-	m ³ /h	0

*For heat pump space heaters and heat pump combination heaters, the rated heat output Prated is equal to the design load for heating Pdesignh, and the rated heat output of a supplementary heater Psup is equal to the supplementary capacity for heating sup(Tj).

Contact details

ALPENTA s.r.o., Piletická 486, Hradec Králové, Česká republika, www.alpenta.com